

Canada's Social Contract: Evidence from Public Opinion

Matthew Mendelsohn

**Discussion Paper No. P|01
Public Involvement Network**

November 2002

Statistical Appendix

Figures

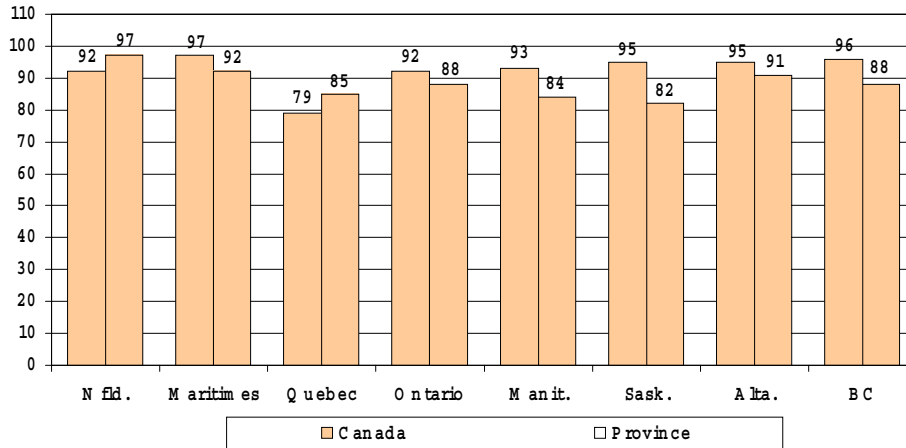
Figure 1: Attachment to Canada and to Province	1
Figure 2: Attachment to Canada and to Province	1
Figure 3: Attachment to Canada: Quebec and ROC Compared	2
Figure 4: Attachment to Province: Quebec and ROC Compared	2
Figure 5: Dual Identities by Age Cohort (Outside Quebec)	3
Figure 6: Dual Identities by Age Cohort (Quebec Only).....	3
Figure 7: Geographic Identification in Canada and the US	4
Figure 8: Identity in Canada Over Time	4
Figure 9: Attitudes Toward Continental Union	5
Figure 10: Union with US: Regional Differences.....	5
Figure 11: Should Canada Have Closer Ties to the U.S.?	6
Figure 12: Canadian Identity vs. American Identity.....	6
Figure 13: Should We do More to Promote Canadian Culture?	7
Figure 14: More or Less Like the United States?	7
Figure 15: Who is Province’s Most Important Trading Partner?	8
Figure 16: Who Do People in Province Have More in Common With?	8
Figure 17: More in Common with Other Canadians or Americans?	9
Figure 18: Willing to Move for a Better Job?.....	9
Figure 19: Willingness to Move for a Better Job: by Age Cohort.....	10
Figure 20: Future of Trade Relations 1993-2002	10
Figure 21: A Currency/Culture Trade Off?	11
Figure 22: Canada and the US: A Common Currency?.....	11
Figure 23: Sovereignty/Security Trade-off.....	12
Figure 24A: Common Border Security Policy: Canada/US Compared.....	12
Figure 24B: Canada-US Military Relations (NORTHCOM)	13
Figure 24C: Harmonize Canadian Policies with American?	13
Figure 25: Free Movement Across Canada-US Border?	14
Figure 26: Worries About Sovereignty and International Bodies	14
Figure 27: Support for International Cooperation	15
Figure 28: Canadian Internationalism.....	15
Figure 29: Canada and the World	16
Figure 30: Support for Peacekeeping.....	16
Figure 31: Support for Internationalism	17
Figure 32: Canada’s Obligation to the World’s Poor?	17
Figure 33: Aid to Developing Countries.....	18
Figure 34: Spending on Foreign Assistance 1989-2002	18
Figure 35: Trade and Human Rights.....	19
Figure 36: Importance of Human Rights for Trade	19
Figure 37: Appropriate Reactions to Human Rights Abuses.....	20
Figure 38: Appropriate Reactions to Human Rights Violations.....	20
Figure 39: Trade vs. Aid	21
Figure 40: Indicators of Public Internationalism	21
Figure 41: Effect of Changing World Economy on Canadian Economy	22

Figure 42: Does a “New Economy” Exist?	22
Figure 43: Is the “New Economy” Good?	23
Figure 44: Which is the Bigger Challenge for Canada?	23
Figure 45: Evolution in Support for Trade Liberalization	24
Figure 46: Support for Participation in Trade Agreements	24
Figure 47: Support for New Trade Agreements	25
Figure 48: Support for New Trade Agreements: By Region	25
Figure 49: Opinion on NAFTA by Age Cohort.....	26
Figure 50: Expected Effects of NAFTA in 1991	26
Figure 51: Trade Agreements: Who Benefits?	27
Figure 52: Perceived Impact of Trade on Canada	27
Figure 53: Perceptions of Economic Future	28
Figure 54: Canada’s Competitive Position	28
Figure 55: Social Programmes and Productivity	29
Figure 56: Preferred Methods to Improve Productivity by Sector	29
Figure 57A: Perception of Canadian Quality of Life and Incomes Relative to the United States.....	30
Figure 57B: Comparing Canada and the US on Key Dimensions.....	30
Figure 58: Support for Official Bilingualism by Region	31
Figure 59: Support for French Language Rights: By Region	31
Figure 60: Which Second Language Should Children Learn?	32
Figure 61: Multiculturalism and Canadian Identity.....	32
Figure 62: Bilingualism and Canadian Identity	33
Figure 63: Support for Bilingualism and Multiculturalism: By Region	33
Figure 64: Immigration: More or Less?.....	34
Figure 65: Support for Immigration by Age Group.....	34
Figure 66: Immigration and Refugees	35
Figure 67: Perceived Effects of Immigration on Canadian Culture by Region.....	35
Figure 68: Will Multiculturalism Erode Canadian Identity?	36
Figure 69: Immigration and Canadian Identity.....	36
Figure 70: Immigrants’ Contributions to Canadian Society	37
Figure 71: Perceptions of Immigrants’ Impact on Jobs	37
Figure 72: Perceived Impact of Immigrants on Jobs	38
Figure 73: Impact of Immigration by Sociodemographics	38
Figure 74: Relationship Between Aboriginals and Other Canadians	39
Figure 75: Perceived State of Relations with Aboriginals.....	39
Figure 76: Land Claims: % Saying All or Many are Valid	40
Figure 77: Land Claims: % Saying All or Many are Valid	40
Figure 78: Aboriginal Peoples Compared to Other Canadians.....	41
Figure 79: Aboriginal Responsibility for their Problems	41
Figure 80: Aboriginal Peoples and the Government.....	42
Figure 81: How Much Should be Spent on Aboriginal People?.....	42
Figure 82: Aboriginal Rights	43
Figure 83: Support for Differential Equality for Aboriginal Peoples	43
Figure 84: Court Decisions on Aboriginal Treaty Rights.....	44
Figure 85: Support for Traditional Family Structure by Age Group.....	44

Figure 86: Support for Gays and Lesbians by Age Group.....	45
Figure 87: Support for Same Sex Marriage by Age Group	45
Figure 88: Public Preferences for Dealing with Violent Youth Crime.....	46
Figure 89: Support for Gun Control by Age Group.....	46
Figure 90: Support for Death Penalty by Age Group	47
Figure 91: Support for Equalization by Region	47
Figure 92: Equalization: More or Less?.....	48
Figure 93: Support for Family Farms and Small Towns	48
Figure 94: Influence, Respect, and Fair Share by Region	49
Figure 95: Fair Share Federalism.....	49
Figure 96: Province <u>Is</u> Treated with the Respect it Deserves: Trends.....	50
Figure 97: Is Province or State Treated With Respect?.....	50
Figure 98: Support for Different Budget Strategies by Age Cohort.....	51
Figure 99: Importance of Private-Sector Occupational Pension Plans by Age Cohort.....	51
Figure 100: Concern about Future of CPP by Age Group.....	52
Figure 101: Perceptions of Intergenerational Fairness of CPP Reform by Age Cohort.....	52
Figure 102: Support of CPP Reform by Age Cohort: Retirement Age, Benefit Levels and Premium Levels	53
Figure 103: Options for Reforming CPP by Age Cohort	53
Figure 104: Support for Mandatory Retirement at Age 65.....	54
Figure 105: Importance of Preserving the Environment by Age Cohort.....	54
Figure 106: Priority Between the Economy and the Environment.....	55
Figure 107: Support for Spending on Environment.....	55
Figure 108: “Very Willing” to Support Environmental Measures by Age Cohort.....	56
Figure 109: “Not Willing” to Support Environmental Measures by Age Cohort.....	56
Figure 110: Support for Volunteering.....	57
Figure 111: Types of Volunteering.....	57
Figure 112: Volunteer Participation Rate %.....	58
Figure 113: Do You Participate in Community Service?.....	58
Figure 114: Volunteer Participation by Gender.....	59
Figure 115: Rate of Volunteer Participation by Age	59
Figure 116: Rate of Volunteer Participation by Income	60
Figure 117: Rate of Volunteer Participation by Province.....	60
Figure 118: Tracking Priority of Government Activities	61
Figure 119: Canadian Socio-Economic Values	61
Figure 120: Spending Priorities, 1981 and 1999	62
Figure 121: Worried About the Have vs. Have-Not Divide	62
Figure 122: The Gap Between the Rich and Poor	63
Figure 123: Budget Focus.....	63
Figure 124: Focus of the Budget: Policy Directives.....	64
Figure 125: Statist Values or Not?.....	64
Figure 126: Can Government Still Cut Spending?	65
Figure 127: Government Waste?	65
Figure 128: American Health Care System Better than the Canadian?.....	66

Figure 129: Support for the Canadian Health Care Model	66
Figure 130: Options for Reform of Health Care	67
Figure 131: Opposition to Funding Cuts in Health Care	67
Figure 132: Tracking Support for Privatization of Health Care	68
Figure 133: Quality and Access Trade-off in Health Care: Socioeconomic Differences	68
Figure 134: Government Priorities	69
Figure 135: Fiscal Stimulus or Deficit Reduction: 1996	69
Figure 136: Continued Fiscal Conservatism?	70
Figure 137: Managing Fiscal Reality	70
Figure 138: Fiscal Trade-offs, 1995	71
Figure 139: Invested Canadians	71
Figure 140: How To Create Jobs: 1995	72
Figure 141: How to Stimulate the Economy: 2001	72
Figure 142: Priorities for Budget Expenditures: 1995	73
Figure 143: Priorities for Budget Expenditures: 1997	73
Figure 144: Priorities for Budget Expenditures: 2000	74
Figure 145: High Priorities for Federal Government: 2001	74
Figure 146: Low Priorities for Federal Government: 2001	75
Figure 147: Priorities for Federal Government: 2002	75
Figure 148: Support for Spending Alternatives	76
Figure 149: Priorities for “The Surplus”	76
Figure 150: “The Surplus”: Put Money into Social Programmes	77
Figure 151: Tax Cuts Versus Spending	77
Figure 152: Class Differences on Support for Tax Cuts	78
Figure 153: Priorities for “The Surplus”	78
Figure 154: The Balance of Power	79
Figure 155: Division of Powers	79
Figure 156: Preference for National or Provincial Government	80
Figure 157: The Importance of National Standards on Health Care	80
Figure 158: What Role Should the Federal Government Play?	81
Figure 159: National Standards in Health Care?	81
Figure 160: Who Should Set National Standards?	82
Figure 161: Division of Powers: Work Separately or Together?	82
Figure 162: Which Government is Trusted to Protect Social Programmes?	83
Figure 163: Trust and Confidence in Government	83

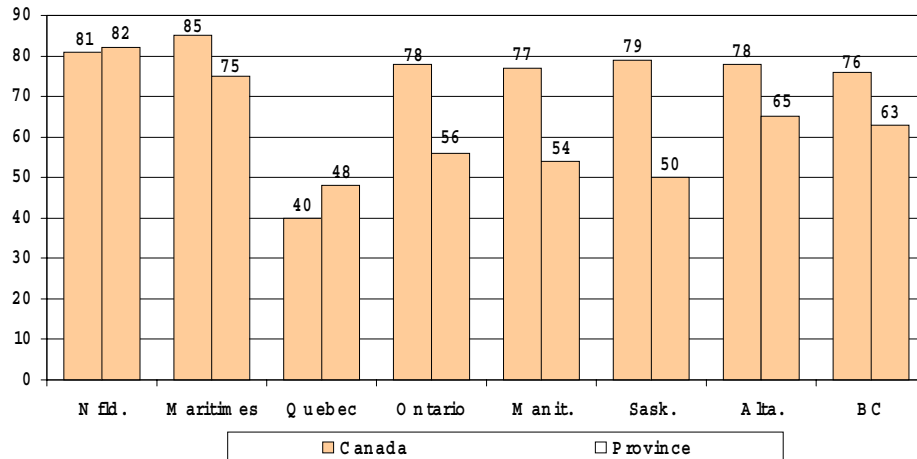
Figure 1: Attachment to Canada and to Province
(Figure Shows Who Strongly or Somewhat Agree)



Do you strongly agree, somewhat agree, somewhat disagree or strongly disagree with each of the following statements: a) I feel profoundly attached to [name of province]; b) I feel profoundly attached to Canada

Portraits of Canada 2001

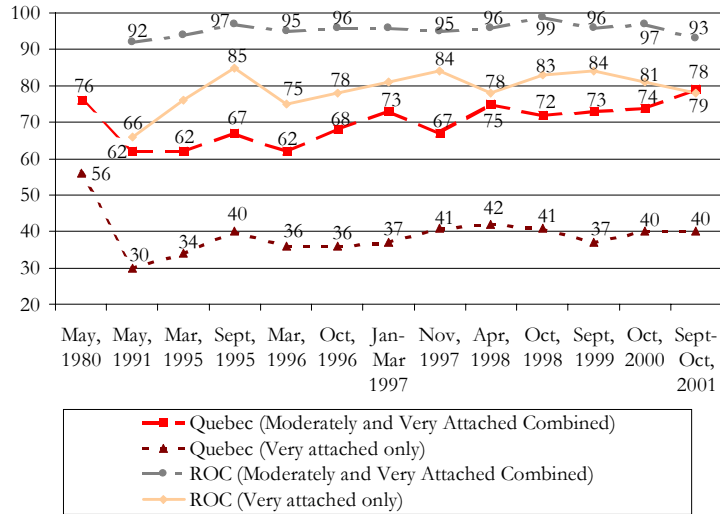
Figure 2: Attachment to Canada and to Province
(Figure Shows Who *Strongly* Agree)



Do you strongly agree, somewhat agree, somewhat disagree or strongly disagree with each of the following statements: a) I feel profoundly attached to [name of province]; b) I feel profoundly attached to Canada.

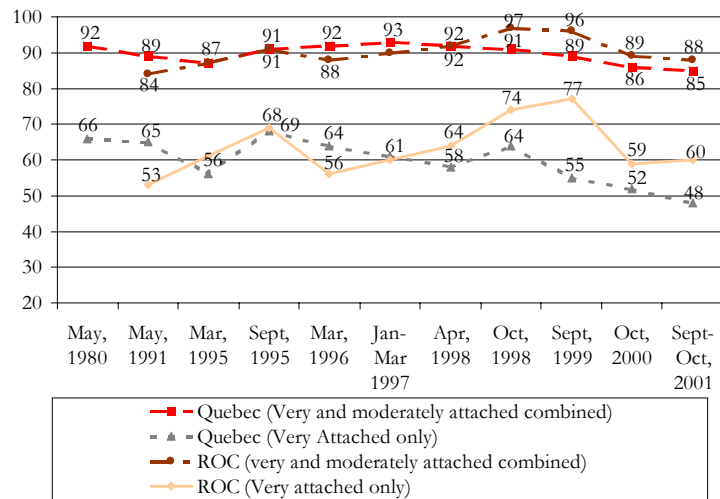
Portraits of Canada 2001

**Figure 3: Attachment to Canada:
Quebec and ROC Compared**



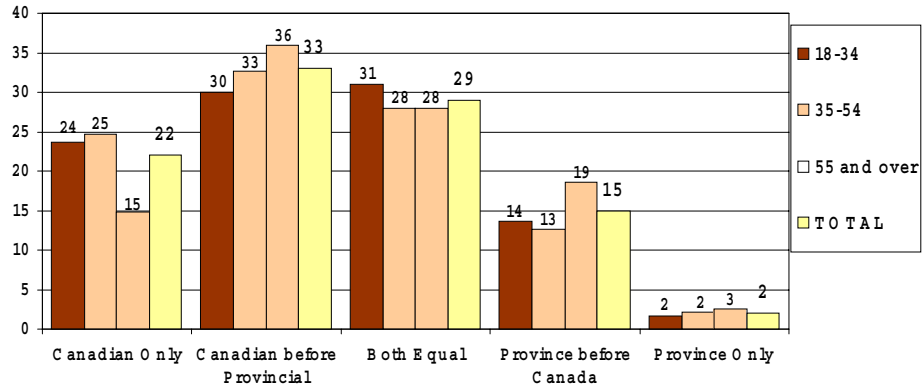
Pinard/Mendelsohn compilations. CORA.

**Figure 4: Attachment to Province:
Quebec and ROC Compared**



Pinard/Mendelsohn compilations. CORA.

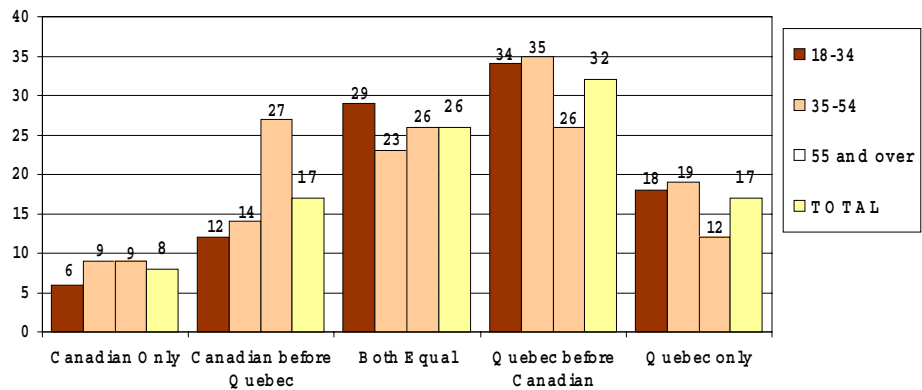
**Figure 5: Dual Identities by Age Cohort
(Outside Quebec Only)**



Do you consider yourself a Canadian only, a Canadian but also a [province], both a Canadian and a [province] equally, a [province] first but also a Canadian, or a [province] only?

CRIC 1999, ROC only

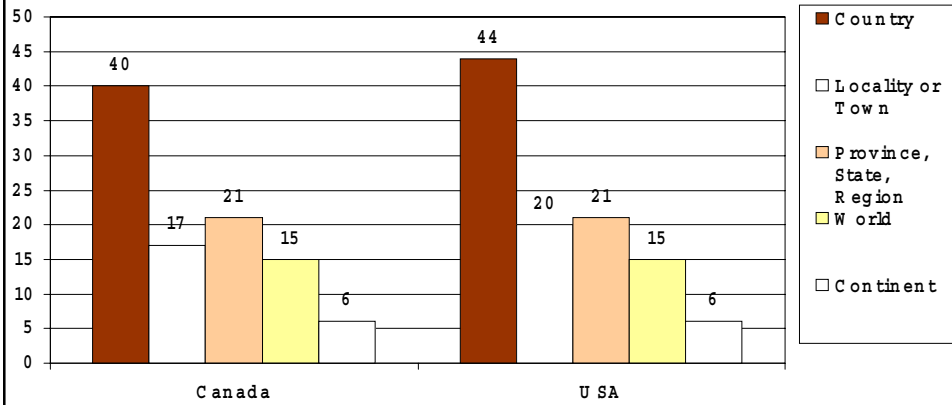
**Figure 6: Dual Identities by Age Cohort
(Quebec Only)**



Do you consider yourself a Canadian only, a Canadian but also a [province], both a Canadian and a [province] equally, a [province] first but also a Canadian, or a [province] only?

CRIC 1999, Quebec only

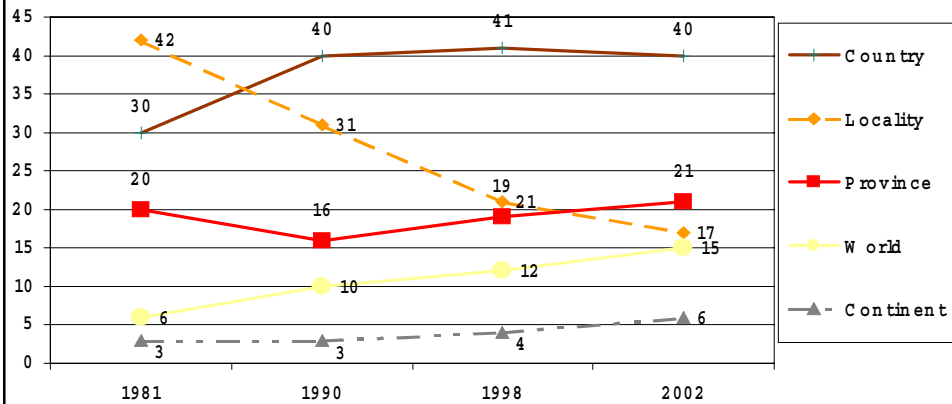
Figure 7: Geographic Identification in Canada and the US



To which of these groups would you say that you belong, first of all?

EKOS : Canadian Values and Identities in North America

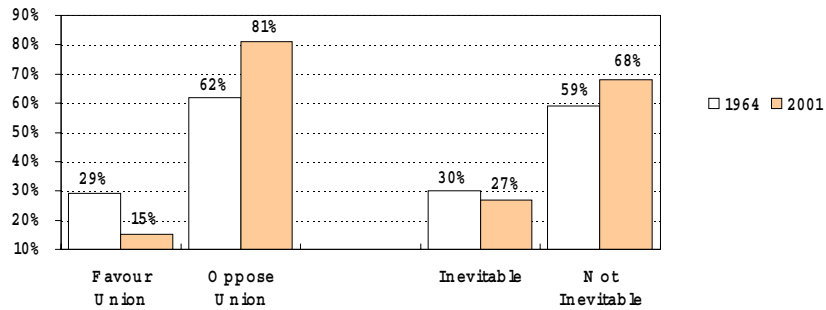
Figure 8: Identity in Canada Over Time



To which of these groups would you say that you belong, first of all?

1981, 1990: World Values Survey; 1998 and 2002: Ekos

Figure 9: Attitudes Toward Continental Union

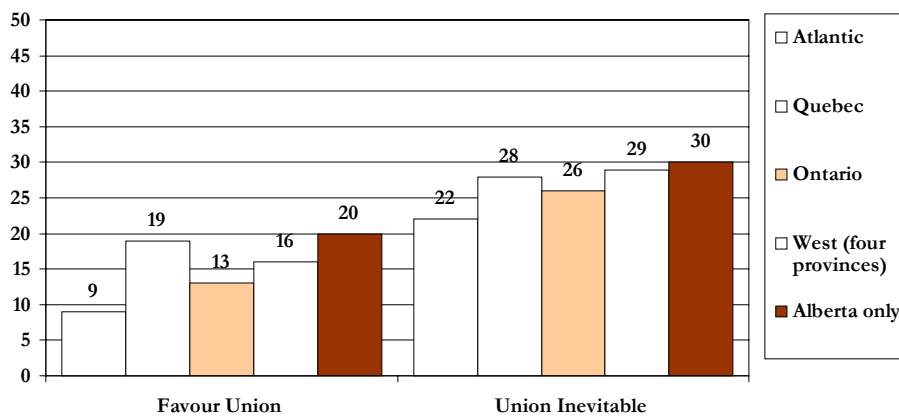


Q1. Personally, are you strongly in favour, moderately in favour, moderately against, or strongly against the political union of Canada with the United States?

Q2. Do you think that it is just a matter of time before Canada and the United States join together; in other words, do you think that the union between the two countries is inevitable?

1964: Mclean's Survey, Maurice Pinard; 2001: CRIC, CROP

Figure 10: Union with US: Regional Differences

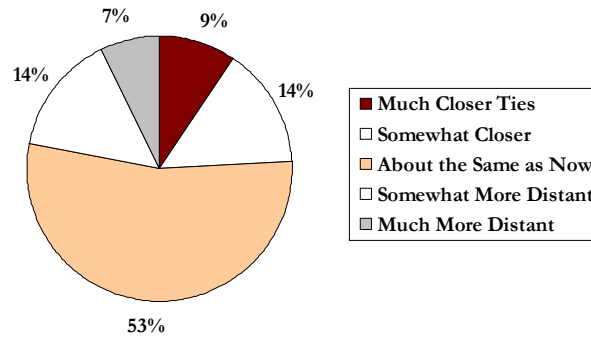


Personally are you strongly in favour, moderately in favour, moderately against or strongly against the political union of Canada with the United States?

Do you think that it is just a matter of time before Canada and the United States join together; in other words, do you think that the union between the two countries is inevitable?

CRIC 2001.

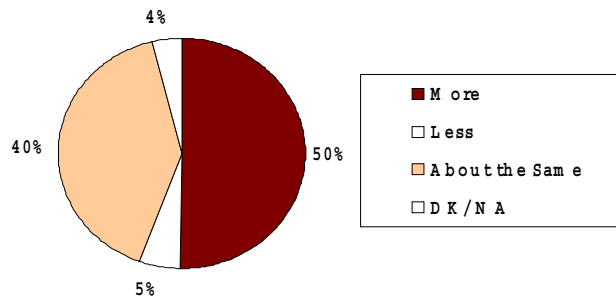
Figure 11: Should Canada Have Closer Ties to the U.S.?



Do you think Canada should have much closer ties to the U.S., somewhat closer, about the same as now, somewhat more distant, or much more distant ties to the U.S. than it has now?

CRIC 2001

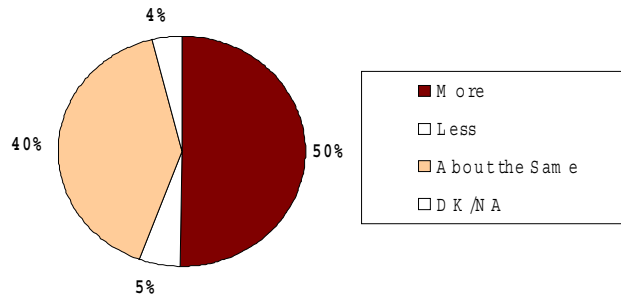
Figure 12: Canadian Identity vs. American Identity



Do you think Canadians should be doing more, less, or about the same to develop an identity separate from Americans?

Enviro-nics Focus Canada 1995.

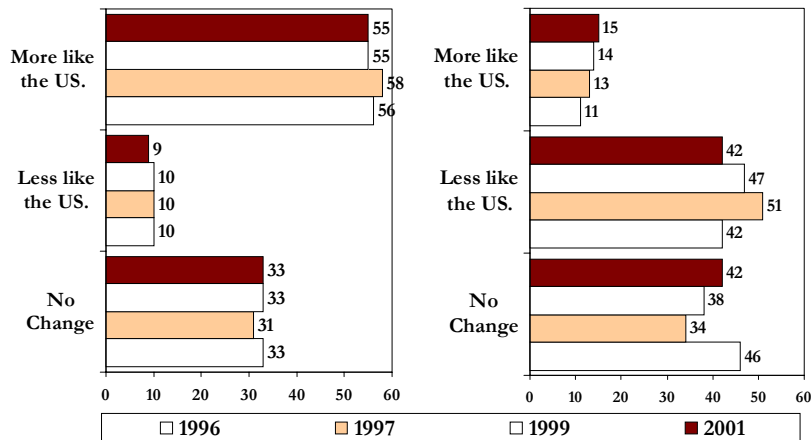
Figure 13: Should We do More to Promote Canadian Culture?



Do you think Canadians should be doing more, less, or the same as now to develop a separate cultural identity from Americans?

Enviroics Focus Canada 1995.

Figure 14: More or Less Like the United States?

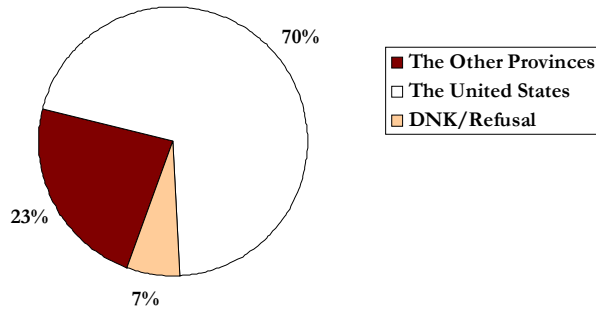


Q: "Over the last 10 years, do you think Canada has become...?"

Q: "In the future, would you like to see Canada become...?"

Insight/Ekos/Enviroics -- CORA

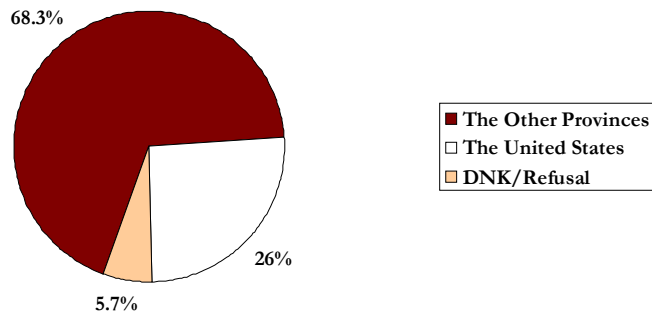
Figure 15:
Who is Province's Most Important Trading Partner?



Do you think <name of province's> most important trading partners are the other provinces of Canada, or do you think that most important trading partner is the United States?

CRIC Portraits of Canada, 1999

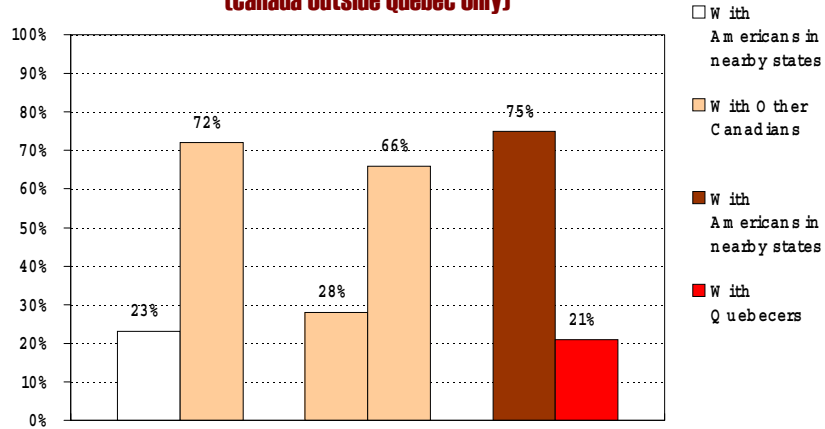
Figure 16:
Who Do People in Province Have More In Common With?



Would you say people in your province have more in common with Canadians in other provinces or more in common with people in the nearby American States?

Enviroincs/CROP CRIC 1999

Figure 17:
More in Common with Other Canadians or Americans?
(Canada Outside Quebec Only)

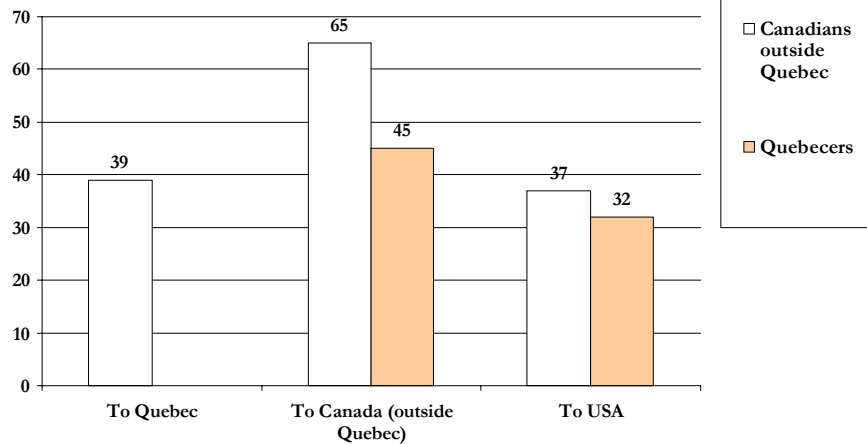


Q1. Do you think people in your province have more in common with other Canadians or with Americans in the nearby states? (1998, 1999)

Q2. Do you think people in your province have more in common with Americans or with Quebecers? (1999)

CRIC

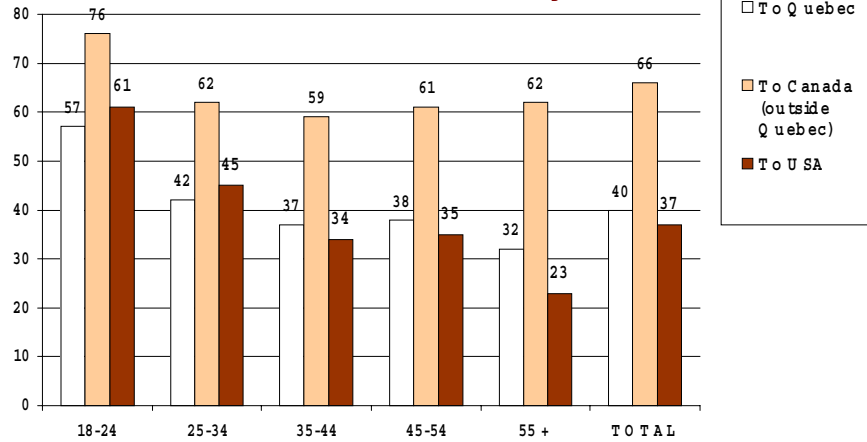
Figure 18: Willing to Move for a Better Job?



If you were offered a better job than the one you have now, but in Quebec/another part of Canada other than Quebec/the United States, would you be very willing, somewhat willing, not very willing, or not at all willing to consider moving to take the job?

CRIC, 2000.

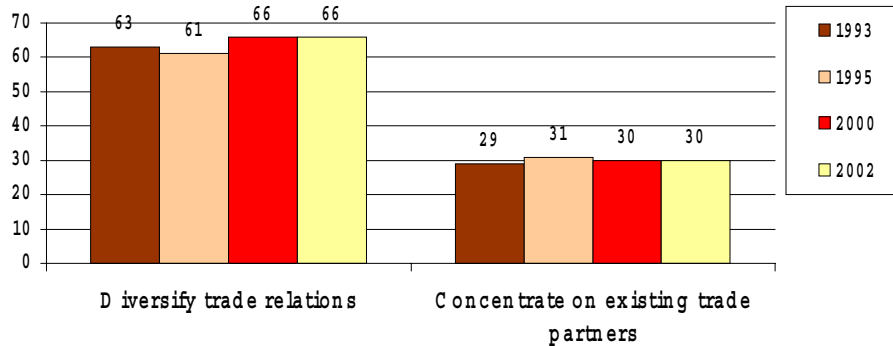
**Figure 19: Willingness to Move for a Better Job:
by Age Cohort
(Outside Quebec Only)**



If you were offered a better job than the one you have now, but in Quebec/another part of Canada other than Quebec/the United States, would you be very willing, somewhat willing, not very willing, or not at all willing to consider moving to take the job?

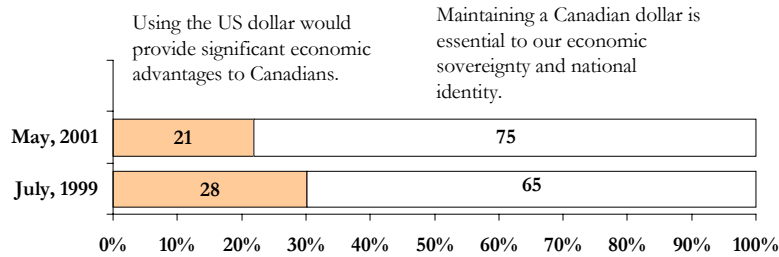
CRIC, 2000.

**Figure 20: Future of Trade Relations
1993 - 2002**



Environics

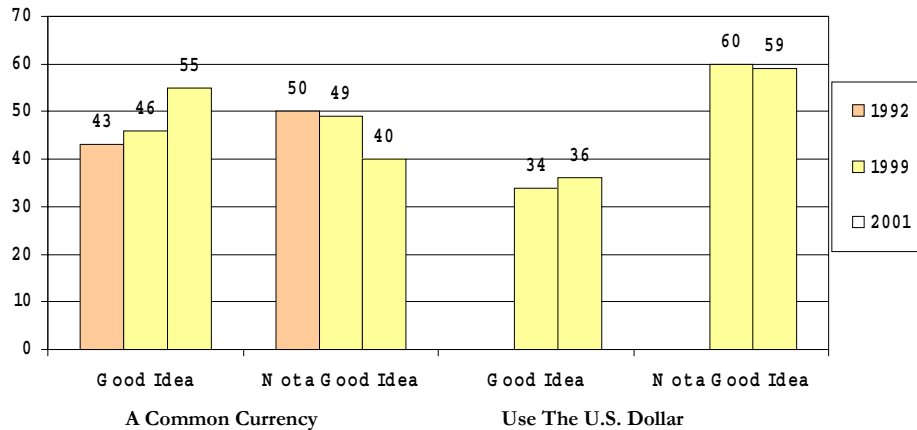
Figure 21: A Currency/Culture Trade Off?



“Which of the following statements is closer to your own view...?”

Ekos Research

Figure 22: Canada and the US: A Common Currency?

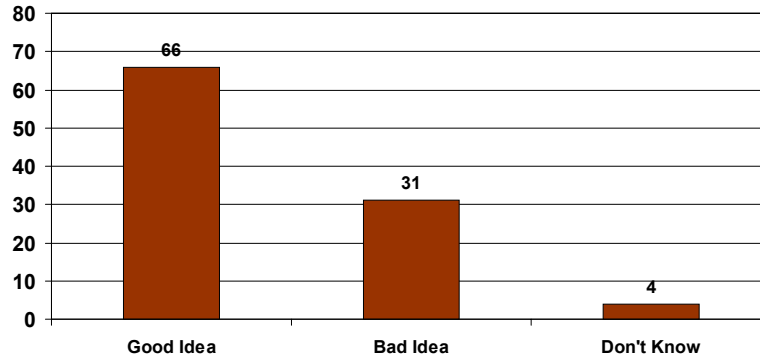


Do you think it would be a very good, somewhat good, not very good, or not at all a good idea for Canada and the United States to have a common currency - that is the same dollar?

Do you think it would be a very good, somewhat good, not very good, or not at all a good idea for Canada to use the U.S. dollar as its currency?

Enviro-nics

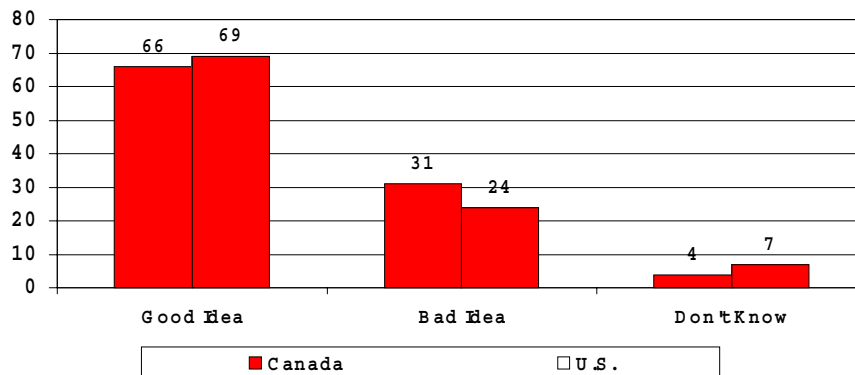
Figure 23: Sovereignty/Security Trade-off



Some people say that Canada and the United States should adopt a common border security policy and follow the same set of rules when deciding who can or cannot enter either country. Which of the following statements is closest to your view? (a) A common border-security policy is a good idea because it will increase the security of both countries; or (b) A common border-security policy is a bad idea because Canada will have to give the United States some say in our border-security policy.

Environics Focus Canada/CRIC survey on North American Integration 2002

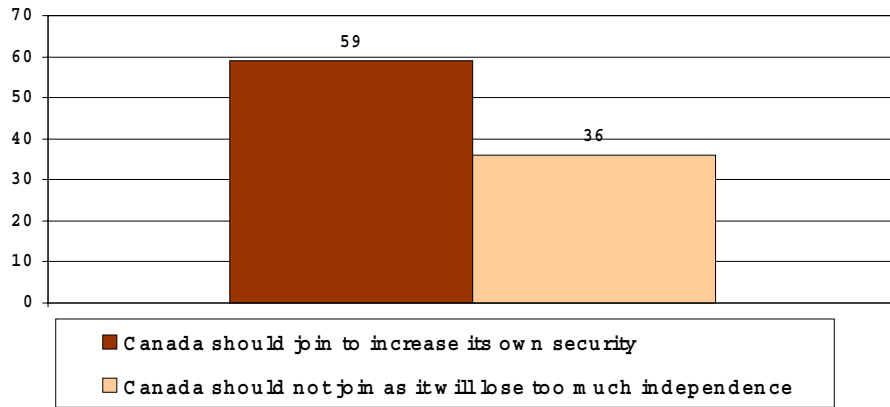
Figure 24A: Common Border Security Policy: Canada/US Compared



Some people say that Canada and the United States [the United States and Canada] should adopt a common border security policy and follow the same set of rules when deciding who can or cannot enter either country. Which of the following statements is closest to your view? (a) A common border-security policy is a good idea because it will increase the security of both countries; or (b) A common border-security policy is a bad idea because Canada will have to give the United States [the United States will have to give Canada] some say in our border-security policy.

CRIC, 2002

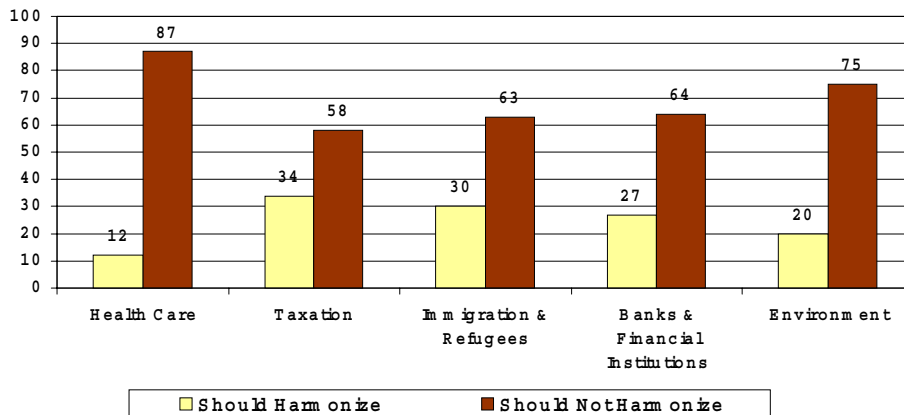
Figure 24B: Canada-US Military Relations (NORTHCOM)



The United States recently announced the creation of a new military command structure - called NORTHCOM - to look after the security of all of North America. It is expected that Canada will be asked to join NORTHCOM, which would mean that the Canadian armed forces would work more closely with those of the US. Which of the following statements about NORTHCOM is closer to your own view:

CRIC, 2002

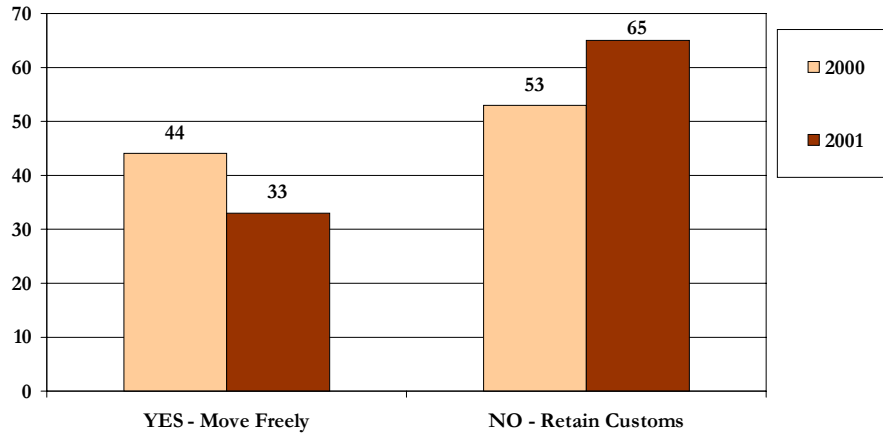
Figure 24C: Harmonize Canadian Policies with American?



There has been some discussion lately about Canada making some of its social and economic policies more similar to those of the US. Some people say this is a good idea because it would remove barriers to trade and create closer economic ties between the two countries. Other people say it is a bad idea because it would mean a loss of Canadian independence. Do you think Canada should or should not make its policies more like American policies in each of the following policy areas?

CRIC, 2002.

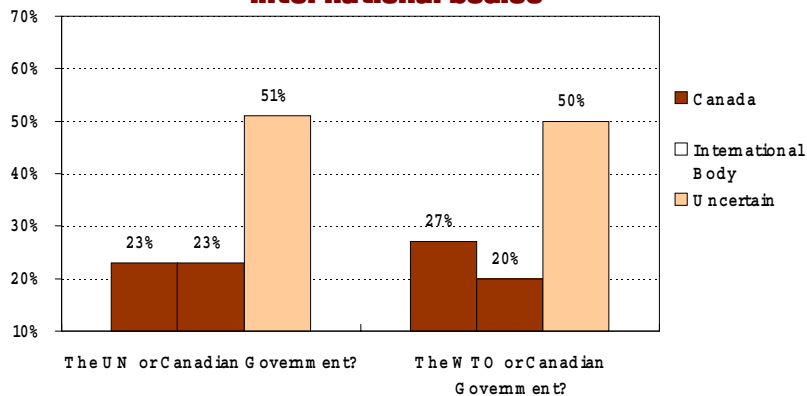
Figure 25: Free Movement Across Canada-US Border?



Do you think Canadian and American citizens should or should not be allowed to move freely across the Canada-US border – that is to say, without having to report to a Customs and Immigration Post?

CRIC

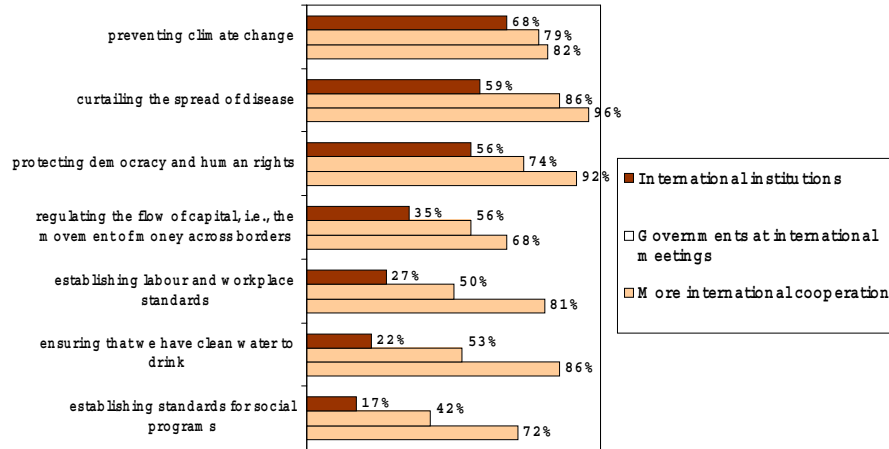
Figure 26: Worries about sovereignty and international bodies



If A UNITED NATIONS AGENCY rules that a law passed by the Canadian government goes against one of the United Nations conventions that Canada has signed, who should have the final say? Is it...
 If THE WORLD TRADE ORGANIZATION rules that a law passed by the Canadian government goes against one of the United Nations conventions that Canada has signed, who should have the final say? Is it...

2001: CRIC/CROP

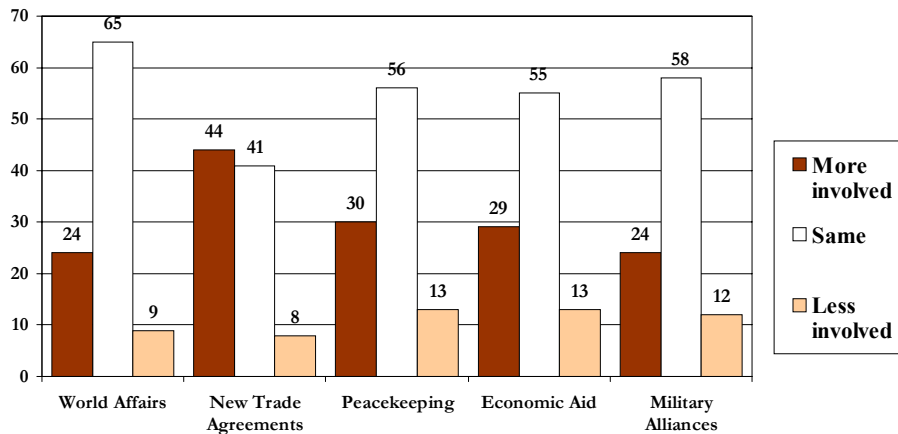
Figure 27: Support for International Cooperation



A. Do you think that we need more **international cooperation** on each of the following issues?
 B. For each of the following areas of policy, please indicate whether it should be decided by the **Canadian government** or whether it should be decided **jointly by governments working together at international meetings**?
 C. For each of the following areas of policy, please tell me whether it should be decided by the **Canadian government** or whether it should be decided by **international institutions**?

Mendelsohn, Roberts, Wolfe. Law Commission of Canada. CROP. August 2001.

Figure 28: Canadian Internationalism

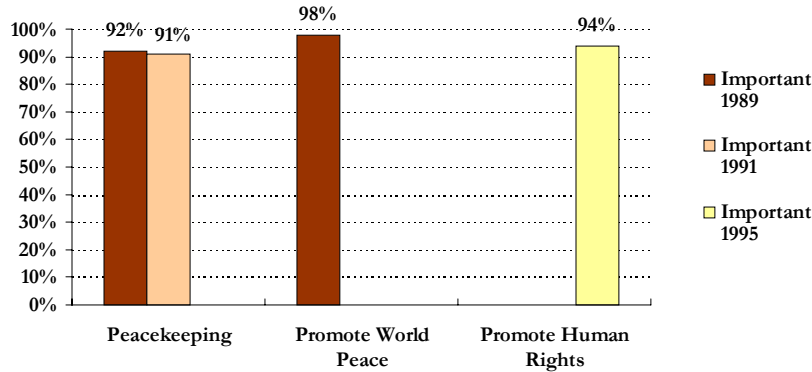


Do you think Canada should be more involved in world affairs than it is now, less involved or about as involved as it is now?

For each of the following activities, please tell me whether you think Canada should be more involved, less involved or maintain its current level of involvement: the negotiation of new trade agreements; peacekeeping missions abroad; economic aid to poor countries; military alliances like NATO (the North Atlantic Treaty Organization)?

CROP/CRIC, 2001.

Figure 29: Canada and the World



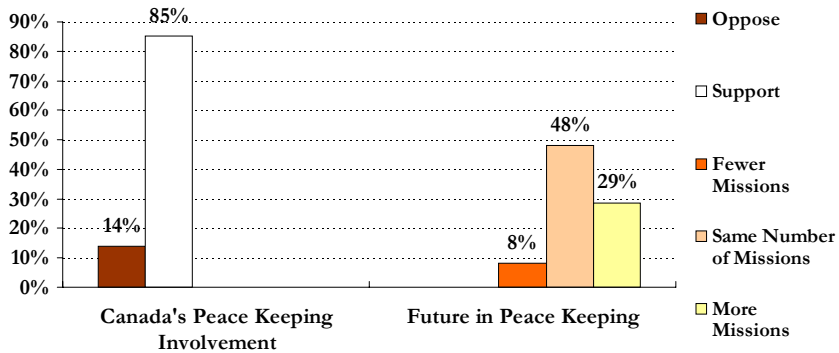
Do you think it is important or not important that Canada do each of the following: promote human rights in the world; promote world peace.

Enviroics 1989, 1995

In your opinion, it is important or not important for the Canadian Armed Forces to take part in each of the following activities: peace keeping activities under the United Nations?

Enviroics 1989, 1991

Figure 30: Support for Peacekeeping

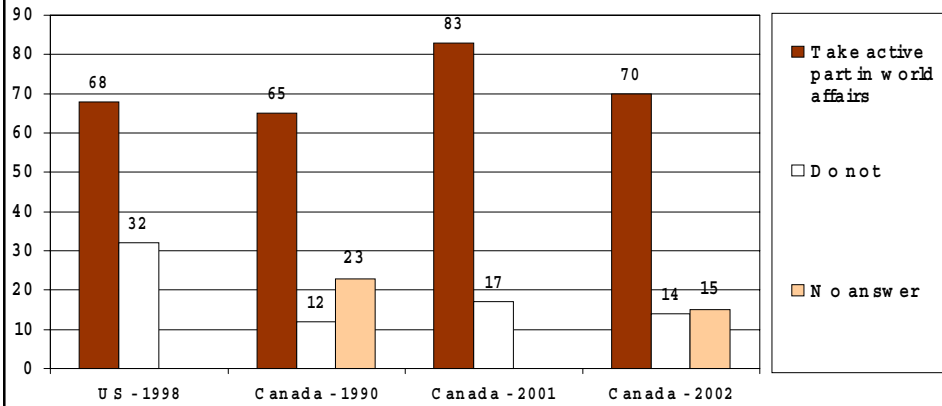


Overall, would you say you support or oppose Canada's involvement in U.N. Peace Keeping activities around the world?

How about the future? Do you think that Canada should participate in more, the same number, fewer or none of the United Nation's Peace Keeping activities around the world?

Decima 1993

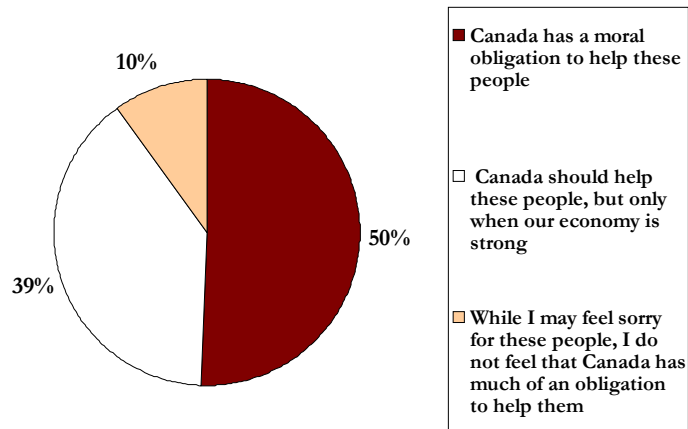
Figure 31: Support for Internationalism



Do you think it will be best for the future of (country) if we take an active part in world affairs or if we stay out of world affairs?

Longwoods, 1990; Don Munton, 1998, 2001; Ipsos-Reid, 2002

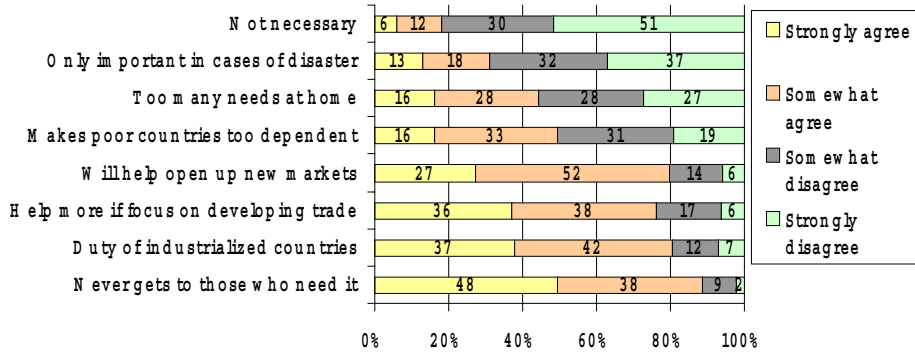
Figure 32: Canada's Obligation to the World's Poor?



As you may know, many people living in other countries are suffering because they are the victims of war, natural disasters, or live in poverty. Which of the following three statements about this comes closest to your own opinion?

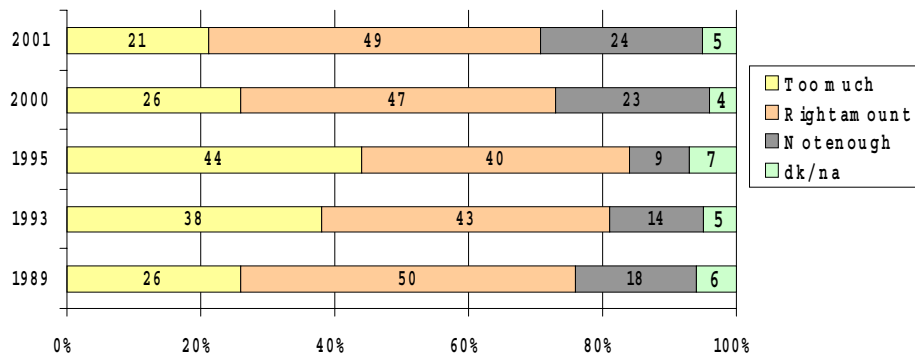
CRIC 2001

Figure 33: Aid to Developing Countries



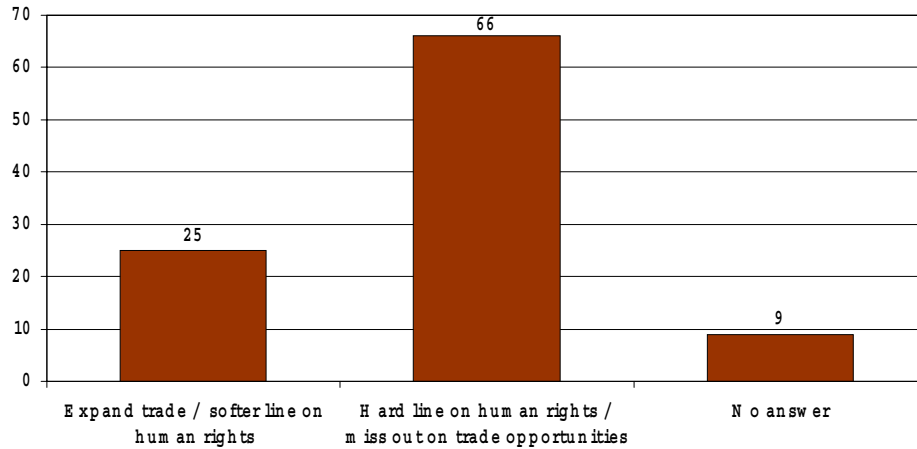
Enviroics, 2002

Figure 34: Spending on Foreign Assistance 1989 - 2002



Enviroics Focus Canada

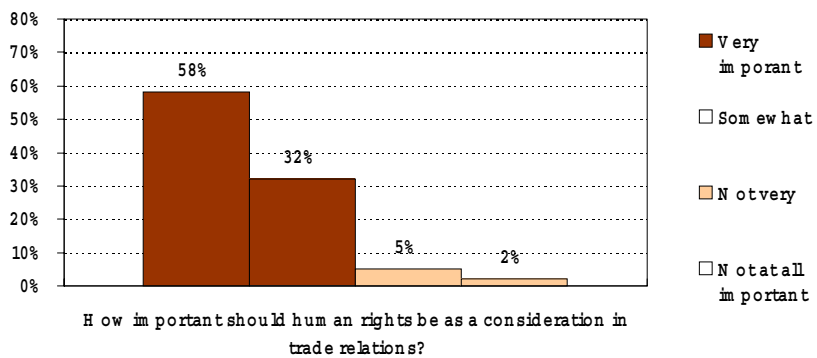
Figure 35: Trade and Human Rights



Which of the following two options do you prefer? Is it – that the government make the expansion of trade with other countries a top priority, even if that means taking a softer line on the issue of human rights; or that the government take a hard line against countries that violate human rights, even if that means missing out on some opportunities to expand Canadian trade?

CROP/CRIC 2001

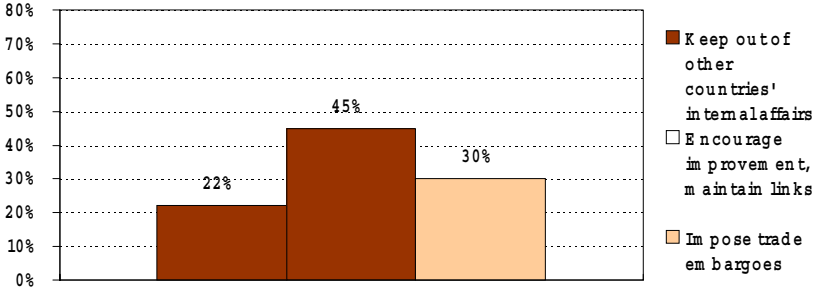
Figure 36: Importance of Human Rights for Trade



How important a consideration should human rights be in trade relations between countries?

Starch Research Services, 1995.

Figure 37: Appropriate Reactions to Human Rights Abuses

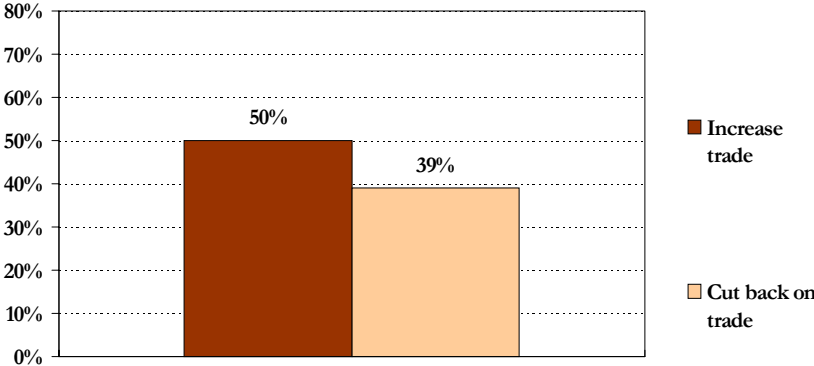


When it comes to dealings with countries which may not respect the human rights of their citizens, should Canada...

Insight, 1995

Figure 38:

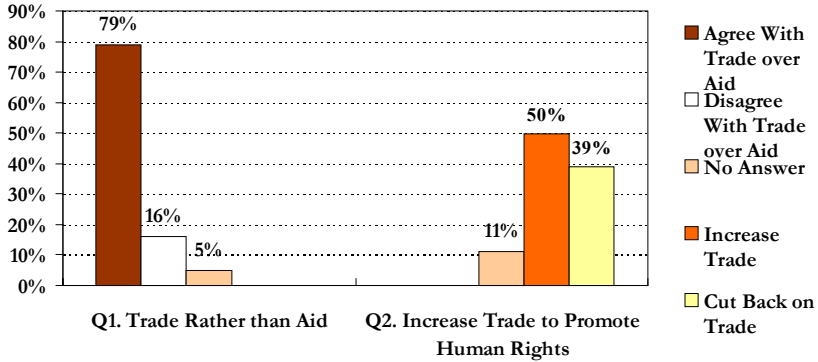
Appropriate Reactions to Human Rights Violations



A number of countries in the world are non-democratic and violate the human rights of their citizens. Which do you think is a better way for Canada to promote human rights in these countries? 1) Increase trade links with these countries to try to open them up to progress and democratic ideas or 2) cut back on trade with these countries to try to pressure them to change their practices?

Enviroics, 1995.

Figure 39: Trade vs. Aid



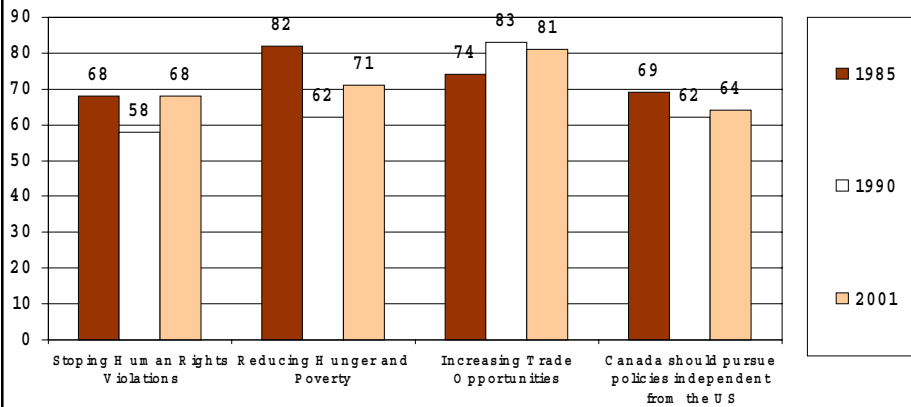
Q1. For each of the following options concerning aid to developing countries, please tell me if you agree or disagree: We will help poor countries more if we focus on developing trade with them rather than giving aid.

Enviroics 1995

Q2. A number of countries in the world are non-democratic and violate the human rights of their citizens. Which do you think is a better way for Canada to promote human rights in these countries? Increase trade links with these countries to try to open them up to progress and democratic ideas; Cut back on trade with these countries to try to pressure them to change their practices.

Enviroics 1995

Figure 40: Indicators of Public Internationalism



Which of the following areas should be a priority for Canada?

External Affairs survey, Decima, #1299, July 1985; Longwoods, 1990; Munton/Ipsos-Reid, 2001.

**Figure 41:
Effect of Changing World Economy on Canadian Economy**

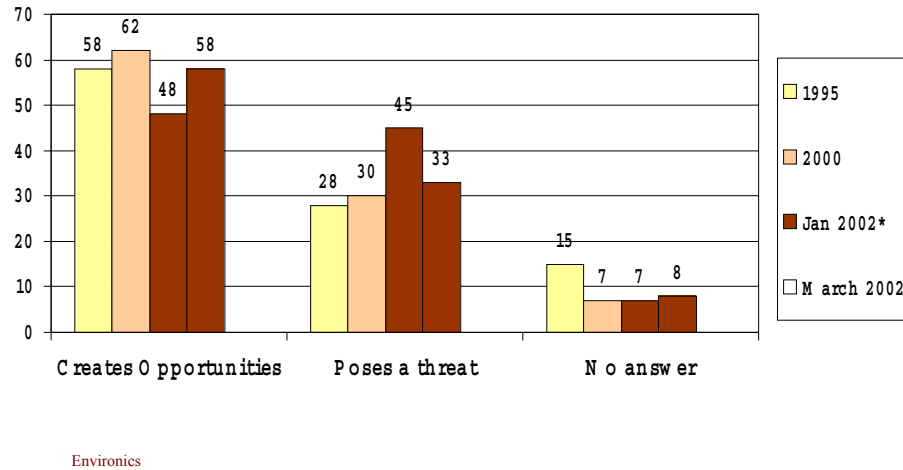
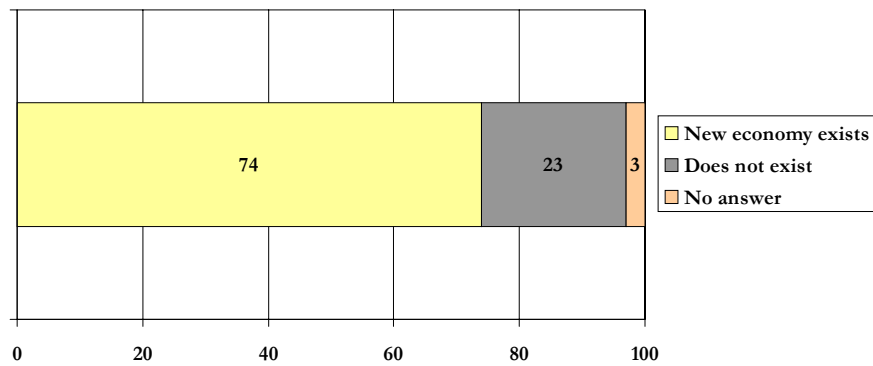


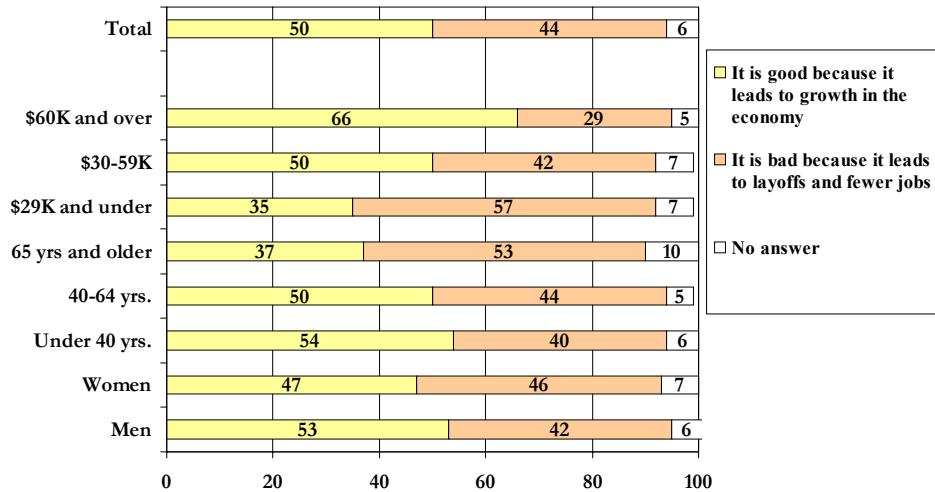
Figure 42: Does a "New Economy" Exist?



Some people say there is a new, changed economy that relies more heavily on technology and computers than the old economy did. Other people think that the economy is pretty much the same as it has always been and the impact of technological change is overstated. How about you?

Earncliffe, 2000.

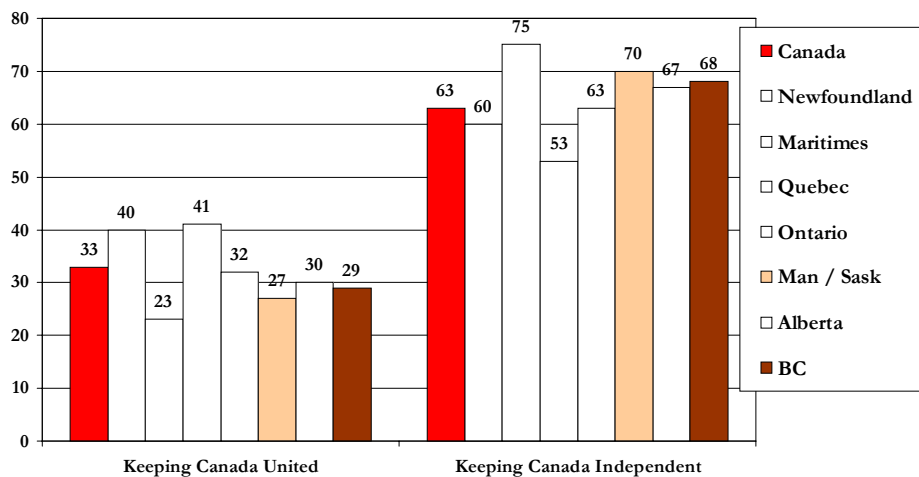
Figure 43: Is the “New Economy” Good?



When you hear the term “new economy”, do you tend to think more about...

Earncliffe, 2000

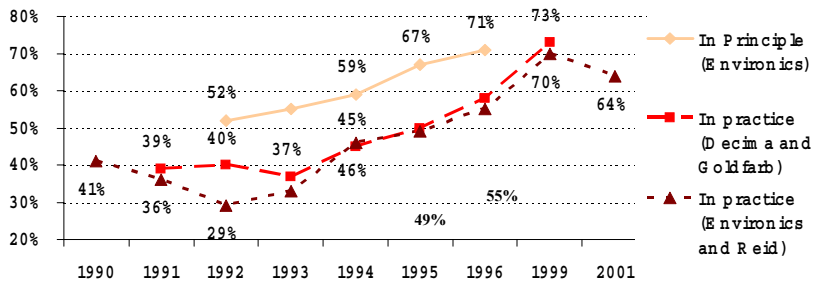
Figure 44: Which is the Bigger Challenge for Canada?



Which of the following do you think will be the biggest challenge for Canada in the years to come? Is it keeping Canada united - that is responding to regional concerns and to Quebec nationalism, or keeping Canada independent - that is maintaining control over its economy, social policy and culture in the face of the challenge of globalization?

CRIC, 2001.

Figure 4 5:
Evolution in Support for Trade Liberalization

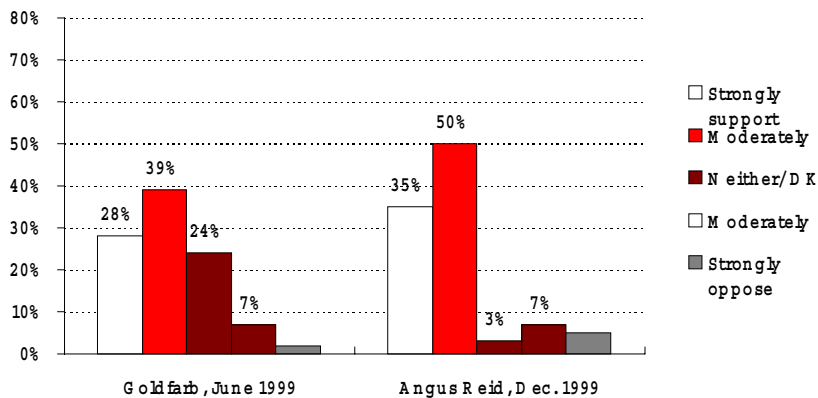


Q1. Do you agree that there should be free trade between Canada, the U.S. and Mexico? -- Environics

Q2. As you may know, the federal government is preparing for freer trade negotiations between Canada, the United States and Mexico that would eliminate tariffs and significantly reduce trade barriers on goods and services flowing between the three countries. Generally speaking, would you support entering into a three-way trade agreement with the United States and Mexico? (Decima) As you may know, Canada, the US, and Mexico have entered into a three-way free trade agreement. Generally speaking do you... (Goldfarb) -- (Decima 1993 1994, all other years, Goldfarb).

Q3. As you may know, Canada has decided to join free trade negotiations that have started between the United States and Mexico. Do you agree that there should be free trade between Canada, the U.S. and Mexico? (slight change in wording after agreement completed) (Environics). How do you feel about Canada being in NAFTA – that is, the North American Free Trade Agreement – with the United States and Mexico (Ipsos-Reid) – (Ipsos-Reid 1999 2001, all other years, Environics).

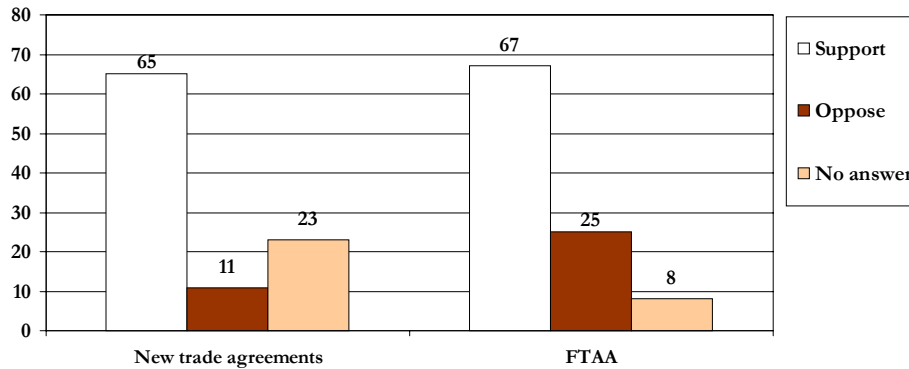
Figure 4 6 : Support for Participation in Trade Agreements



In general, do you support or oppose the concept of Canada participating in trade agreements with other countries? (Goldfarb).

In general, do you support or oppose the concept of Canada's participation in trade agreements? (Angus Reid).

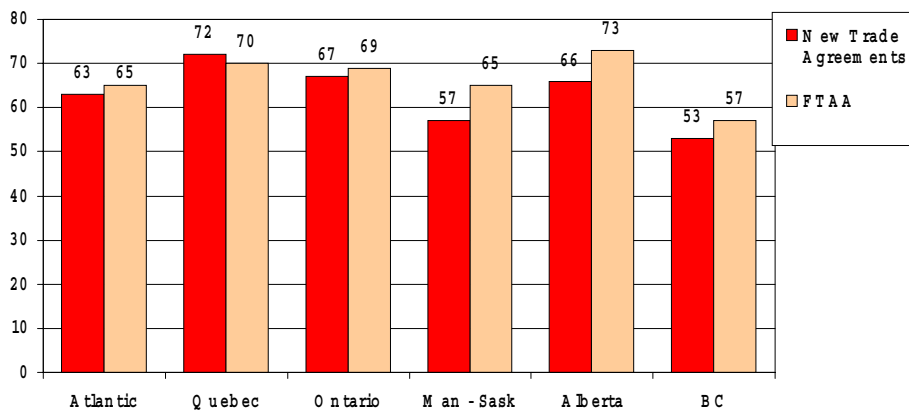
Figure 47: Support for New Trade Agreements



This next section of the survey is about international trade agreements. By international trade agreements I mean things like the Canada-US free trade agreement, the North American free trade agreement (or NAFTA), and the other international trade agreements that cover Canada and the over 140 other members of the World Trade Organization — the WTO. Do you strongly support, support, oppose, or strongly oppose Canada negotiating new trade agreements with other countries, or do you have no opinion on this question?

The government of Canada is currently talking about expanding the NAFTA by creating a Free Trade Area of the Americas that would cover all the countries of North, Central and South America. Do you strongly support, somewhat support, somewhat oppose, or strongly oppose the idea of creating a Free Trade Area of the Americas?
 CRIC Trade Survey, 2001.

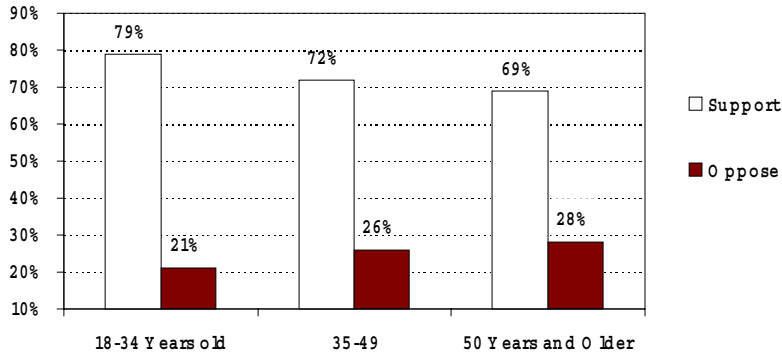
Figure 48: Support for New Trade Agreements: by Region



Percentage of respondents in each province who support Canada negotiating new trade agreements with other countries / idea of creating a Free Trade Area of the Americas.

CRIC, 2001.

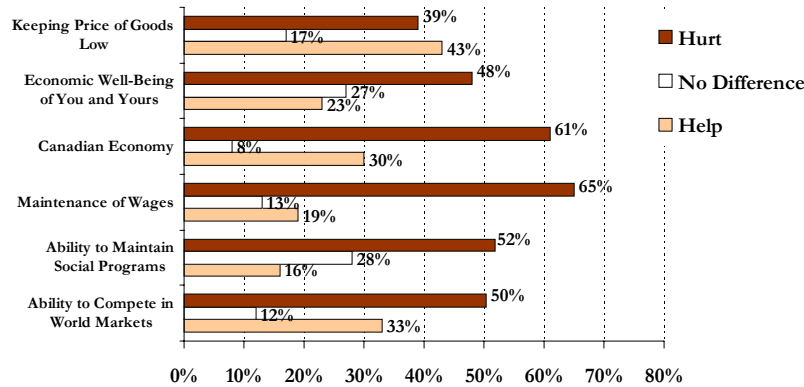
Figure 49: Opinion on NAFTA by Age Cohort



As you may know, Canada, the US, and Mexico have entered into a three-way free trade agreement. Generally speaking do you...

Goldfarb, 1999.

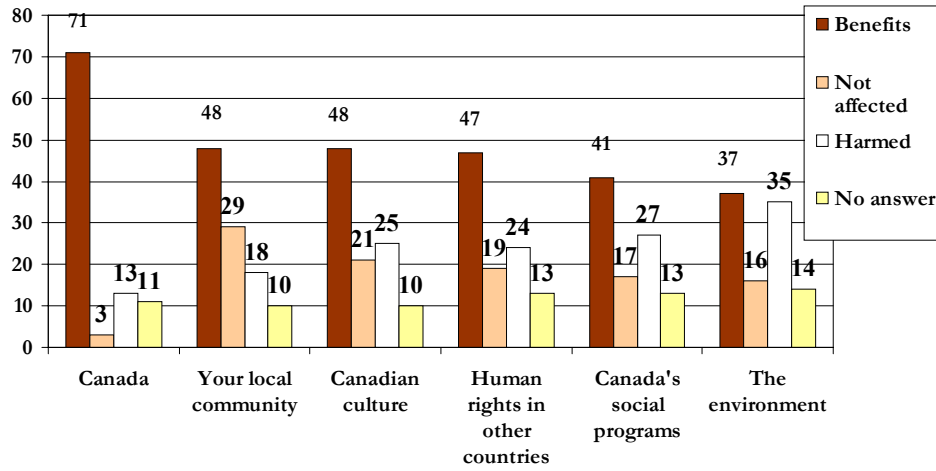
Figure 50: Expected Effects of NAFTA in 1991



Now I'm going to name some different things and I'd like you to tell me, for each one, what effect a three-way free trade deal between Canada, the United States, and Mexico might have on it. For each one, please tell me if a three-way free trade deal would help a great deal, help somewhat, not make any difference, hurt somewhat, or hurt a great deal?

- Q1. How about the ability of Canadian business and industry to compete in world markets?
- Q2. How about Canada's ability to maintain social programs like pensions, health care and unemployment insurance?
- Q3. How about the maintenance of wages for workers in Canada?
- Q4. How about the Canadian economy?
- Q5. How about the economic well-being of you and the people you know?
- Q6. How about keeping the price of goods low? -- Decima1991

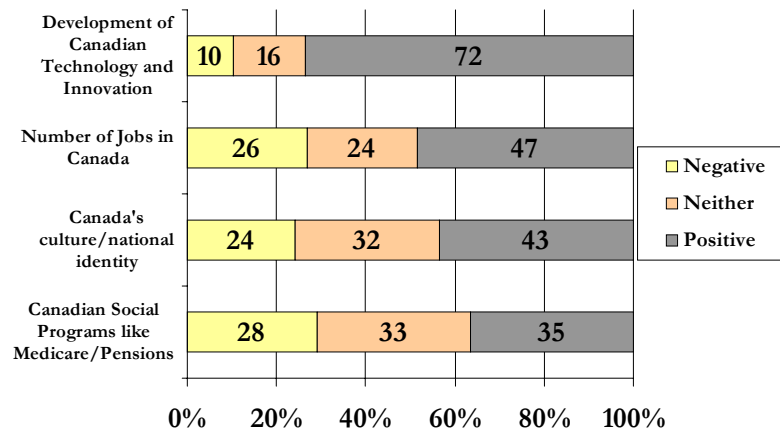
Figure 51: Trade Agreements: Who Benefits?



Do you think that each of the following benefits a great deal, benefits a little, is harmed a little, is harmed a great deal, or is not affected either way by international trade agreements?

CROP/CRIC, 2001

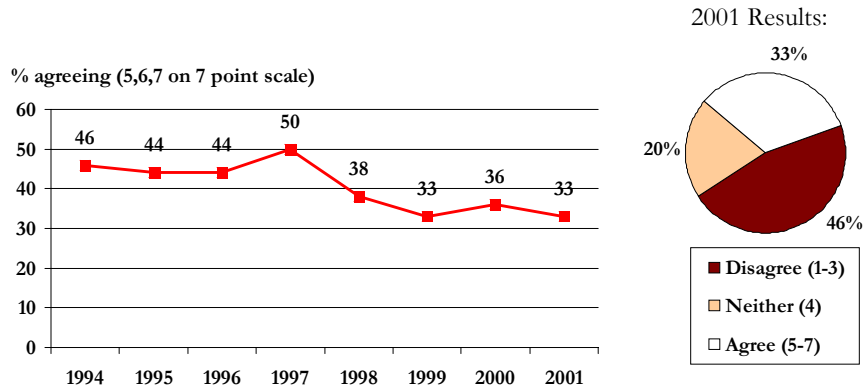
Figure 52: Perceived Impact of Trade on Canada



“What impact do you think Canada’s international trade has had on each of the following?”

EKOS Research, 1999

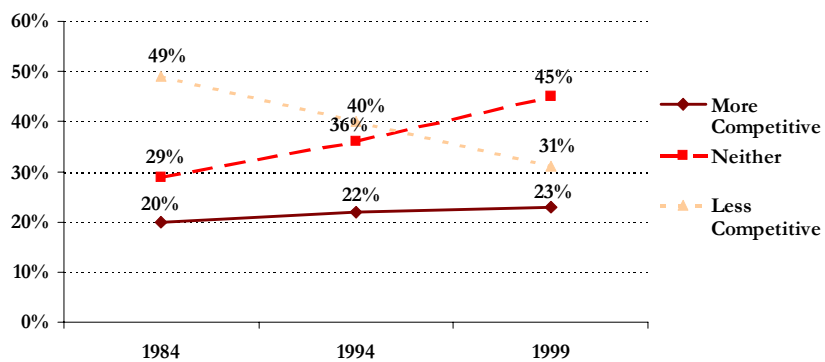
Figure 53: Perceptions of Economic Future



“I feel I have lost all control of my economic future.”

EKOS Research: 2001

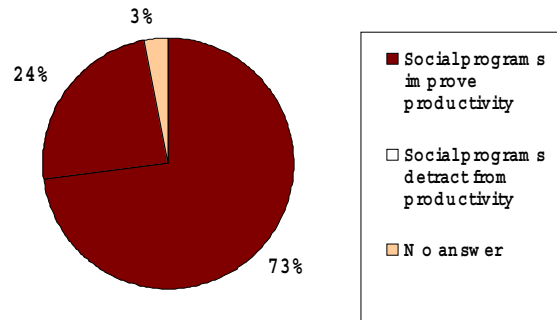
Figure 54: Canada's Competitive Position



Do you believe Canada is at an advantage or a disadvantage with other industrialized countries when it comes to competing on world markets?

Goldfarb Research

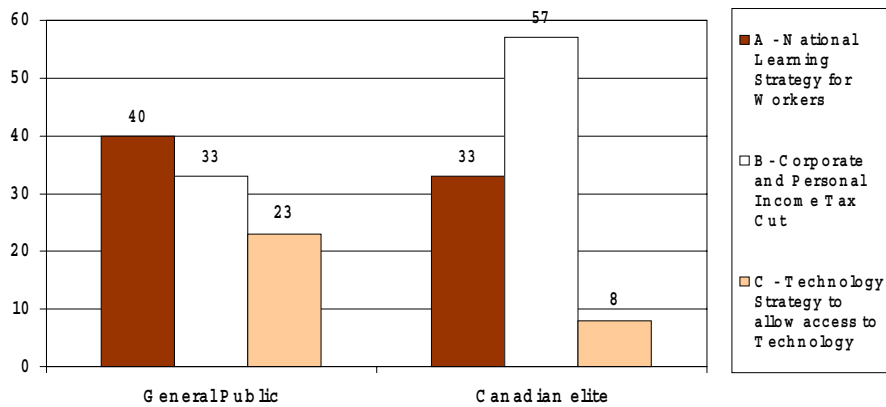
Figure 55: Social Programmes and Productivity



Which of the following statements is closest to your point of view?
 A – Social programs detract from Canada’s productivity because they cost so much and keep taxes higher
 B – Social programs are important human investments which increase Canada’s productivity by ensuring a healthy, secure population.

EKOS: Canadian Attitudes towards Productivity, 2002.

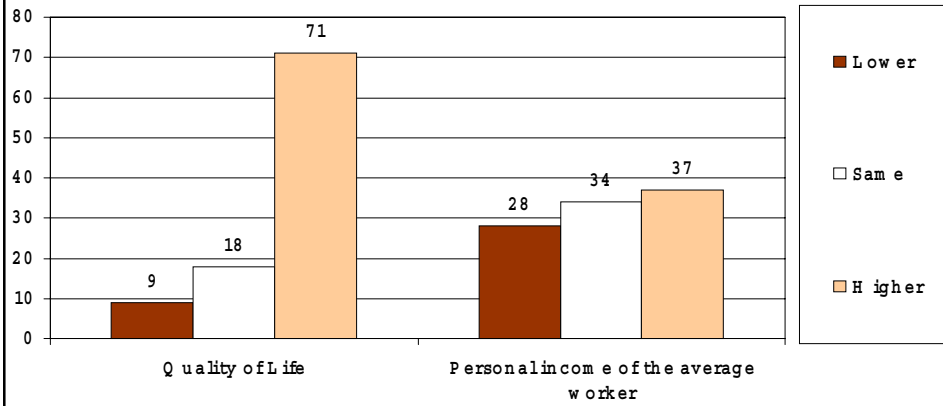
Figure 56: Preferred Methods to Improve Productivity by Sector



On the issue of productivity, which one of the following three choices would be the best way for governments to help improve Canada’s overall economic productivity?

Ekos, 2002.

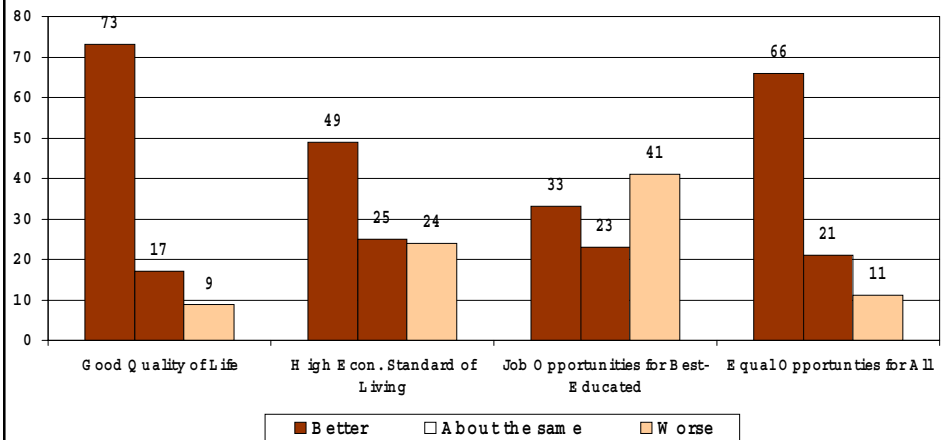
Figure 57A: Perception of Canadian Quality of Life and Incomes Relative to the United States



How do you think Canada compares with the USA in the following areas?

Ekos, 2002.

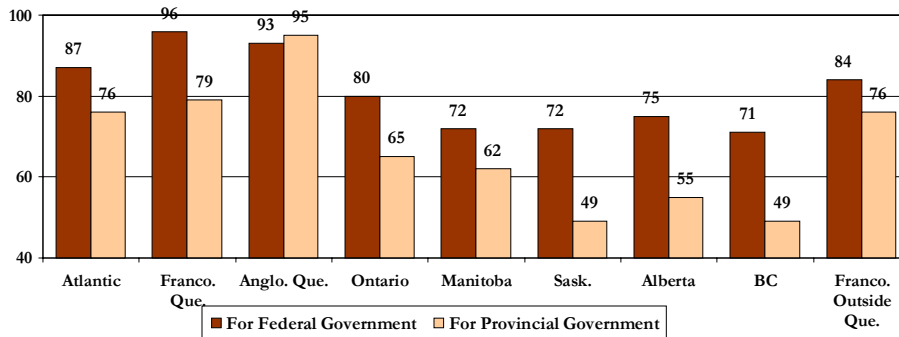
Figure 57B: Comparing Canada and the US on Key Dimensions



Would you say that Canada does each of the following things a lot better, somewhat better, about the same, somewhat worse or a lot worse than the United States? a) providing a good quality of life for its people; b) providing a high economic standard of living for its people; c) providing good job opportunities for its best-educated workers; d) providing citizens from all backgrounds with an equal opportunity to succeed.

Envirofocus Canada-CRIC, 2002.

**Figure 58: Support for Official Bilingualism by Region
(Percentage supporting the policy)**

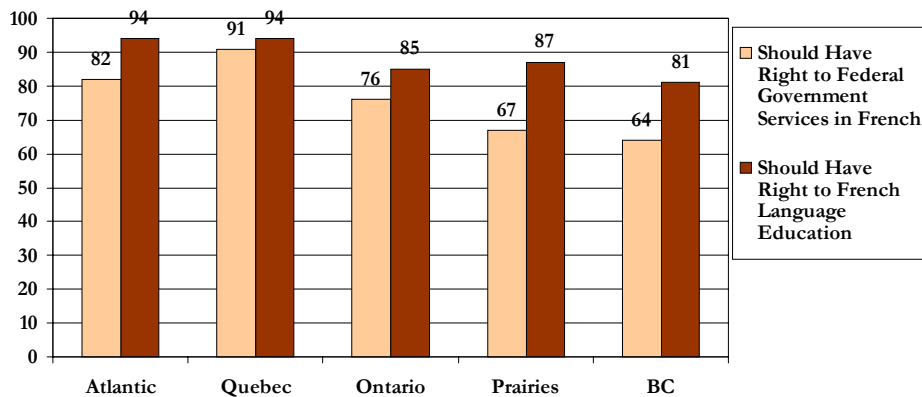


Canada currently has two official languages - English and French. This means that all citizens can get services from the federal government in the official language that they speak. Do you strongly support, moderately support, moderately oppose, or strongly oppose this policy?

Do you strongly agree, agree, disagree or strongly disagree that (name of province) should be officially bilingual, meaning that all citizens can get services from the provincial government in either English or French?

Enviroincs/CROP/CRIC 2001

Figure 59: Support for French Language Rights: By Region

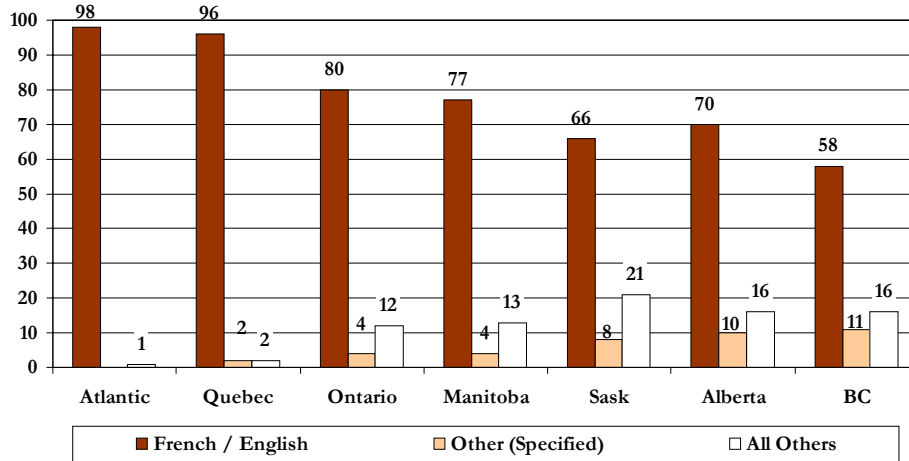


Do you think French Canadians living outside of Quebec should or should not have the right to have federal government services available in French? [Note: 1/2 of sample received a variation of this question.]

Do you strongly agree, agree, disagree or strongly disagree that French-speaking families living in your province [for Quebec: living in provinces outside of Quebec] should have the right to have their children educated in French? [Note: 1/2 of sample received a variation of this question.]

CRIC/CROP Charter Survey, 2002

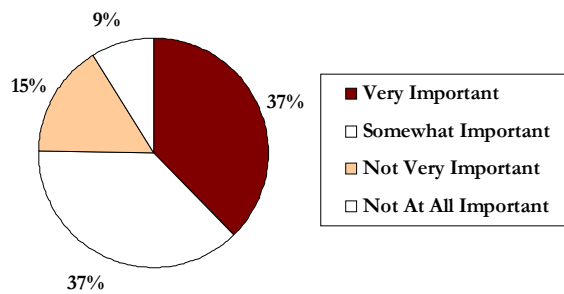
Figure 60: Which Second Language Should Children Learn?



Which second language in particular do you think is important for your children to learn? (asked to the 86 % of respondents who answered “very or somewhat important” to the following question: How important to you is it that your children learn to speak a second language?).

CRIC 2001

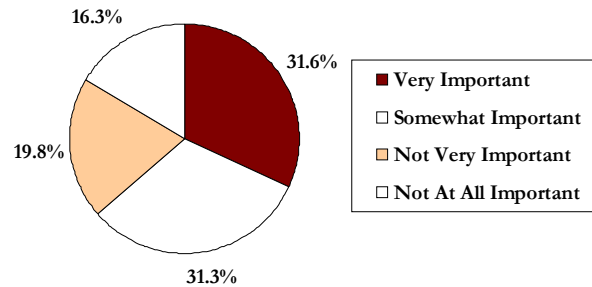
Figure 61: Multiculturalism and Canadian Identity



How important are the following to the Canadian Identity? Very important, somewhat important, not very important, or not at all important?
Multiculturalism

Enviroics Focus Canada 1997

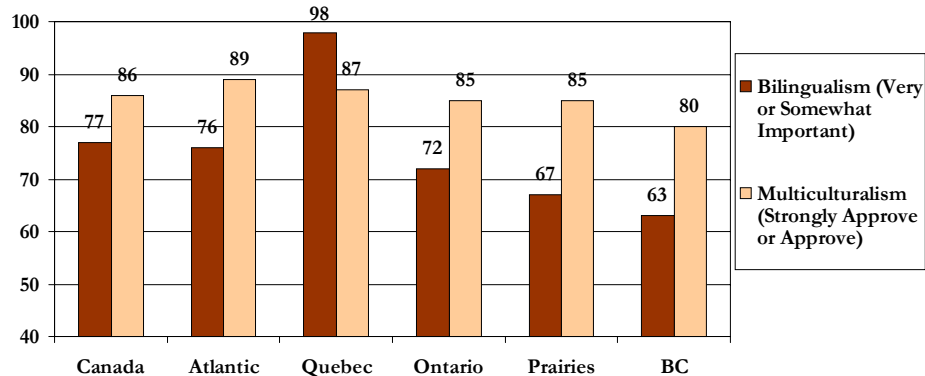
Figure 62: Bilingualism and Canadian Identity



How important are the following to the Canadian Identity? Very important, somewhat important, not very important, or not at all important? Bilingualism

Envirofocus Canada 1994

Figure 63: Support for Bilingualism and Multiculturalism: By Region

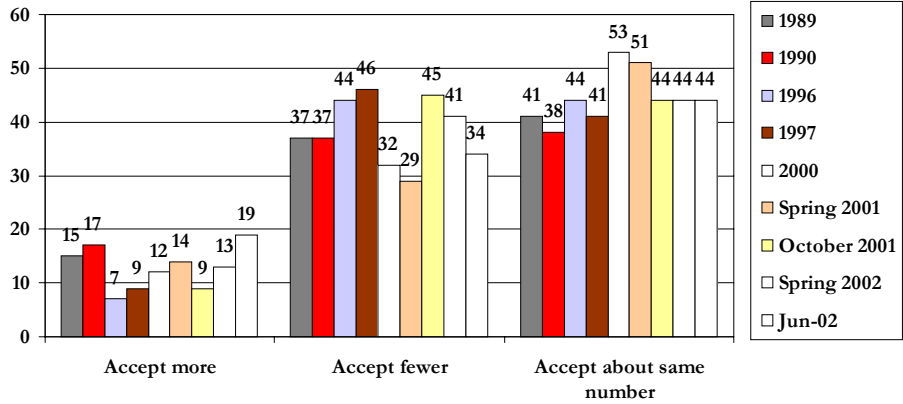


How important is preserving French and English as the two official languages of Canada -- is it very important, somewhat important, or not important? (Figure shows the proportion saying it is very or somewhat important.)

The constitution contains a clause that tells judges to interpret the Charter of Rights and Freedoms in a manner that is consistent with the preservation and enhancement of the multicultural heritage of Canadians. Do you strongly approve, approve, disapprove, or strongly disapprove of this clause?

CIRC, Charter Survey 2002

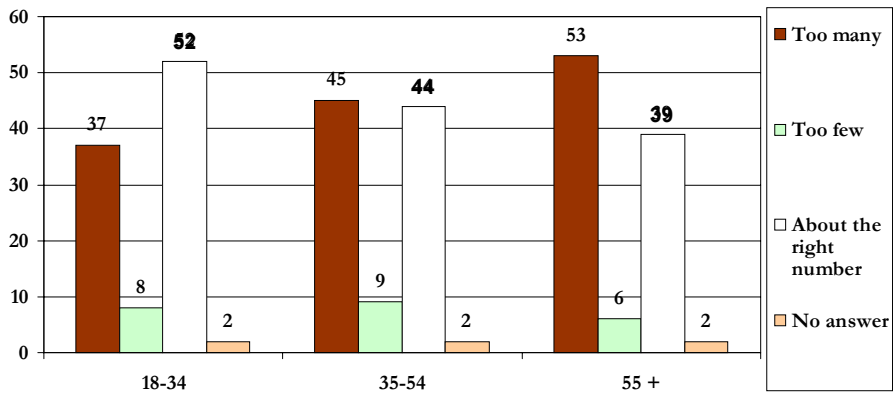
Figure 64: Immigration: More or Less?



CRIC: Do you think Canada should accept more immigrants, fewer immigrants, or about the same number as we accept now? 1997 CES: Do you think Canada should admit more immigrants, fewer immigrants, or about the same as now? Reid: In your opinion, do you feel there are too many, too few, or about the right number of immigrants coming to Canada?

2000-2002 – CRIC
 1997 – Canadian Election Study
 1989-1996 – Ipsos-Reid

Figure 65: Support for Immigration by Age Group

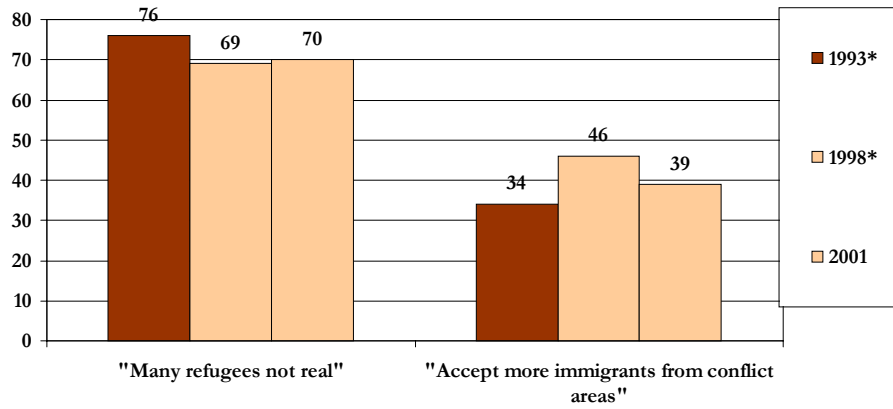


In your opinion, do you feel there are too many, too few, or about the right number of immigrants coming to Canada?

Ipsos-Reid, 1997

Figure 66: Immigration and Refugees

(Figure shows % agreeing with statements)

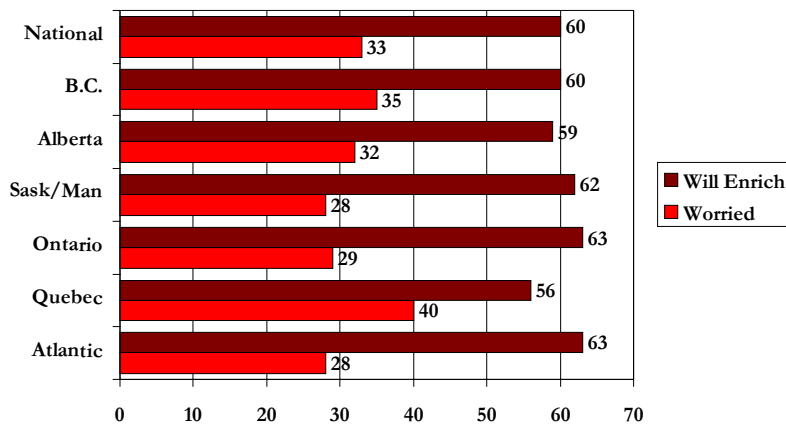


Q20. For each of the following statements please tell me whether you agree strongly, agree somewhat, disagree somewhat or disagree strongly: a) Many people claiming to be refugees are not real refugees; b) Canada ought to be accepting more immigrants from those parts of the world which are experiencing major conflicts.

Environics Focus Canada.

Figure 67:

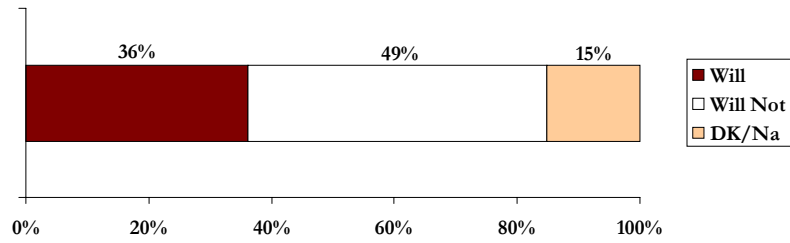
Perceived Effects of Immigration on Canadian Culture by Region



Thinking about Immigration now, what kind of impact to you think Immigration will have? Do you think it will make our culture richer, or are you worried about Immigrants fitting into Canadian Culture?

Angus Reid Mar 1990 Survey on Immigration and Refugee Issues

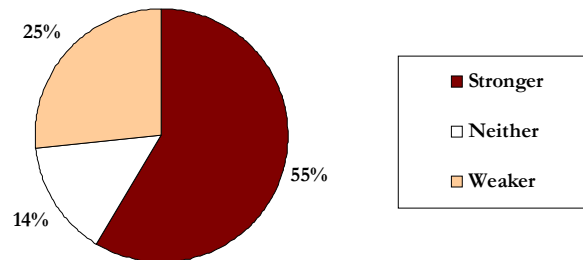
Figure 68: Will Multiculturalism Erode Canadian Identity?



Do you think that a policy of multiculturalism will or will not lead to the erosion of Canadian identity and Culture?

Environics Focus Canada 1997.

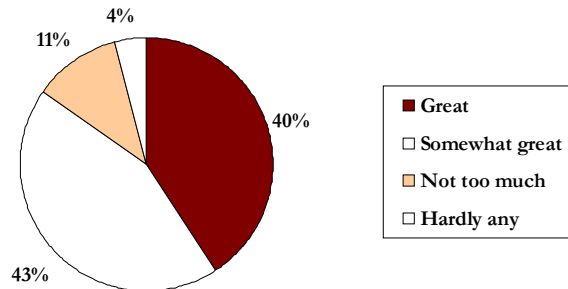
Figure 69: Immigration and Canadian Identity



Does the fact that we accept immigrants from many different cultures make our culture stronger or weaker?

Ipsos-Reid, 1997

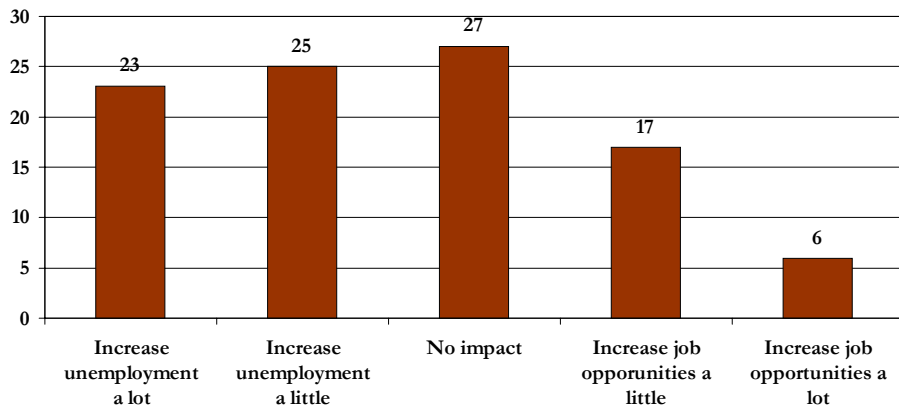
**Figure 70:
Immigrants' Contributions to Canadian Society**



Thinking about immigration, do you think that recent immigrants have made great, somewhat great, not too much or hardly any contributions to Canadian culture?

Angus-Reid Mar. 1990 Survey on Immigration and Refugee Issues

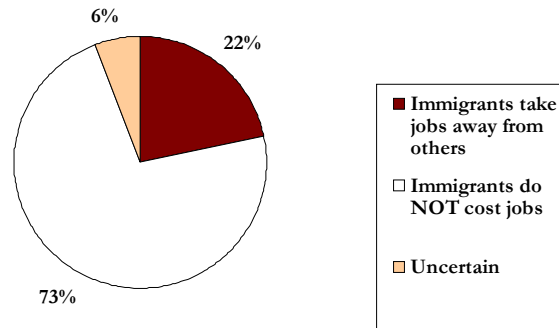
Figure 71: Perceptions of Immigrants' Impact on Jobs



Overall, what would you say is the effect of immigration on unemployment among people already living here? Does immigration...

Ipsos-Reid, 1997

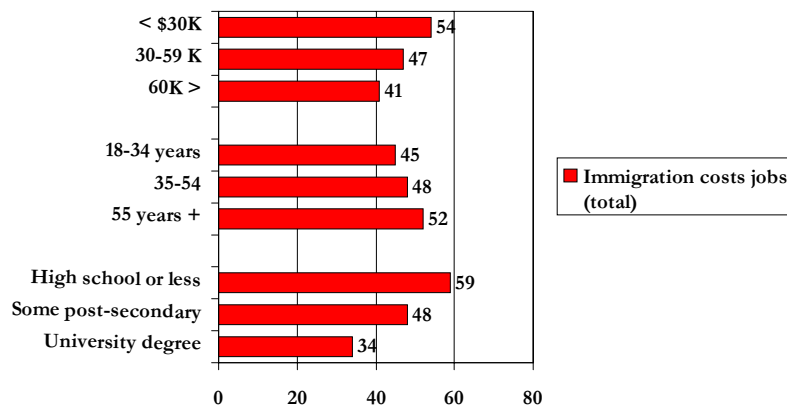
**Figure 72:
Perceived Impact of Immigrants on Jobs**



Some people say that immigrants coming into the country take jobs away from Canadians. Other people say that immigrants do not normally take jobs away from Canadians but either create jobs or take jobs that Canadians do not want. Which of these two views best reflects your own?

Angus-Reid 1989.

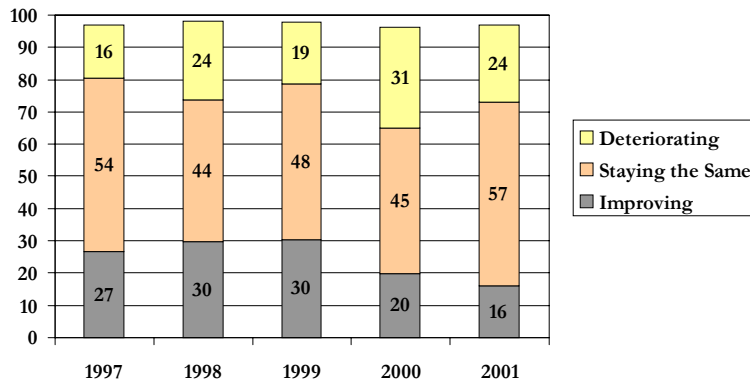
**Figure 73:
Impact of Immigration by Sociodemographics**



Overall, what would you say is the effect of immigration on unemployment among people already living here? Does immigration...

Ipsos-Reid, 1997

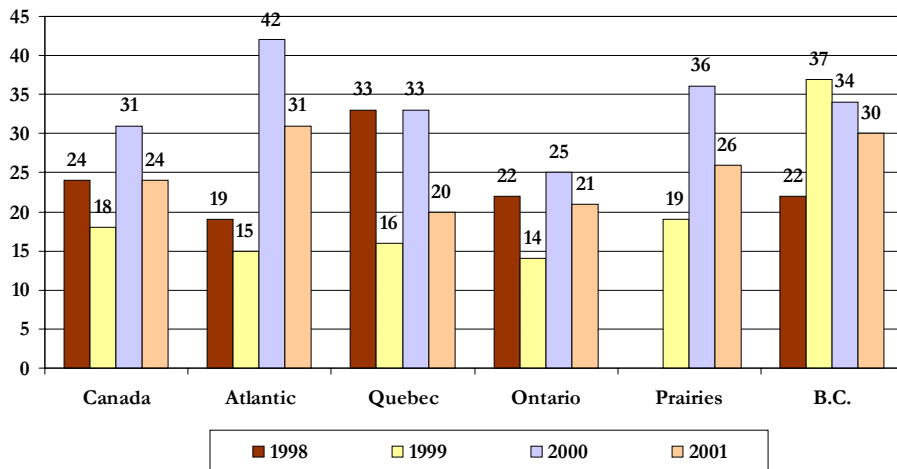
**Figure 74:
Relationship between Aboriginals and Other Canadians**



Do you think relations between aboriginal peoples and other Canadians are improving, are deteriorating, or are staying about the same?

CRIC Portraits of Canada

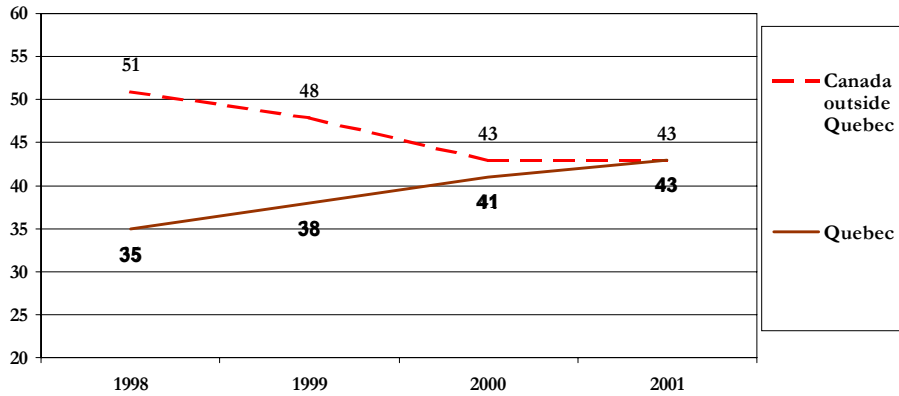
**Figure 75: Perceived State of Relations with Aboriginals
(percent saying "deteriorating")**



Do you think relations between aboriginal peoples and other Canadians are improving, are deteriorating or are staying about the same ?

CIRC.

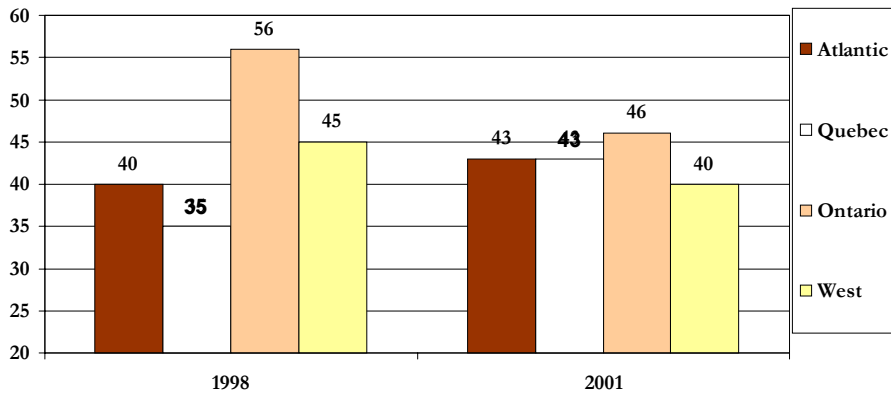
Figure 76: Land Claims: % Saying All or Many are Valid



When it comes to the land claims made by Aboriginal peoples, do you think that all of their land claims are valid, that many are valid, that few are valid or that no Aboriginal land claims are valid?

Environics Focus Canada

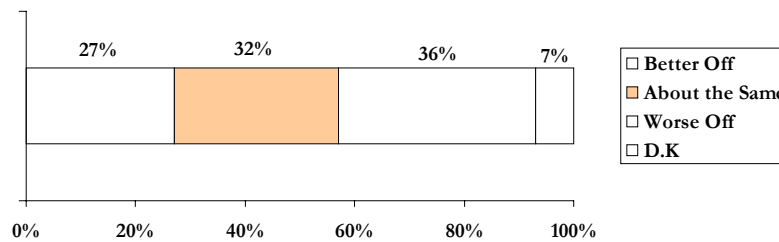
**Figure 77: Land Claims:
% Saying All or Many are Valid**



When it comes to the land claims made by Aboriginal peoples, do you think that all of their land claims are valid, that many are valid, that few are valid or that no Aboriginal land claims are valid?

CRIC

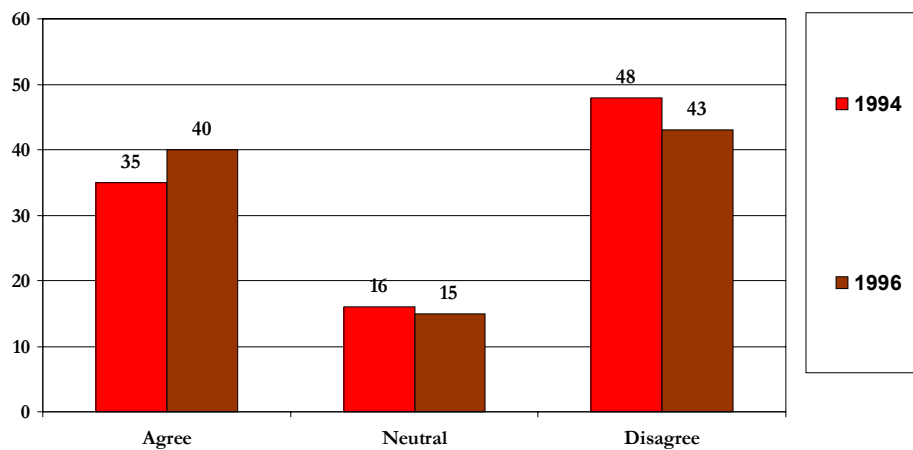
Figure 78: Aboriginal Peoples Compared to Other Canadians



Are Aboriginal Peoples in Canada better off, worse off, or about the same as other Canadians?

CES 2000

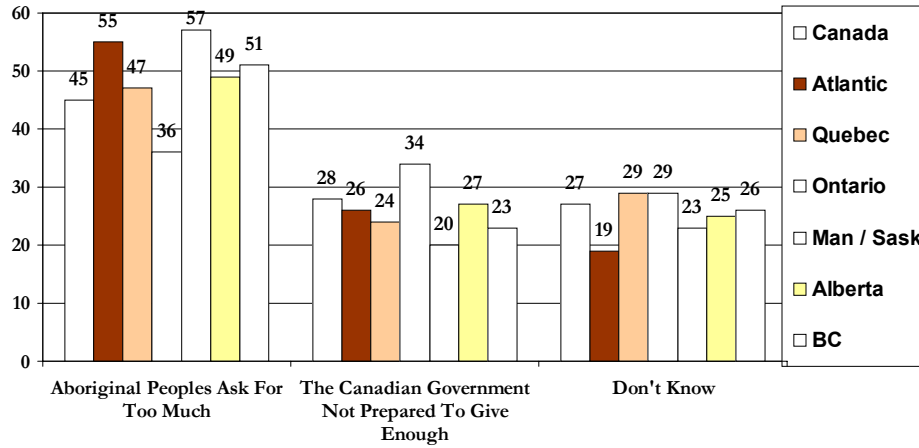
Figure 79: Aboriginal Responsibility for their Problems



Do you agree or disagree with the following statement: Most of the problems of Aboriginal people are brought on by themselves?

Ipsos-Reid, 1994; Pollara, 1996.

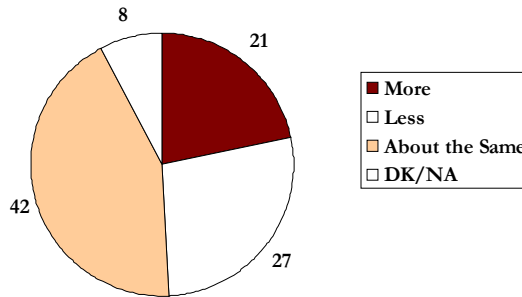
Figure 80: Aboriginal Peoples and the Government



Sometimes, negotiations between Aboriginal peoples and the Canadian government break down. When this happens, do you think it is usually the fault of the Aboriginal peoples involved - because they are asking for too much - or usually the fault of the Canadian government - because it is not prepared to give enough?

CRIC, 2001

**Figure 81:
How much should be spent on Aboriginal People?**



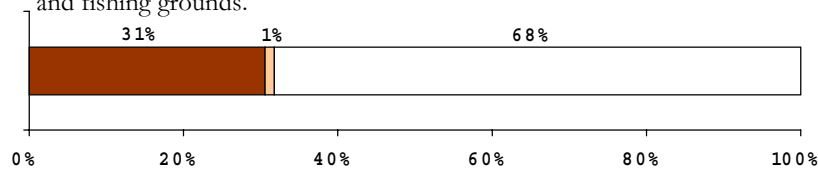
In your opinion, should the Federal Government spend more, less or about the same on Aboriginal Peoples?

CES 1997.

Figure 82: Aboriginal Rights

As Canada's first people, aboriginals should be entitled to special considerations in some areas, such as access to hunting and fishing grounds.

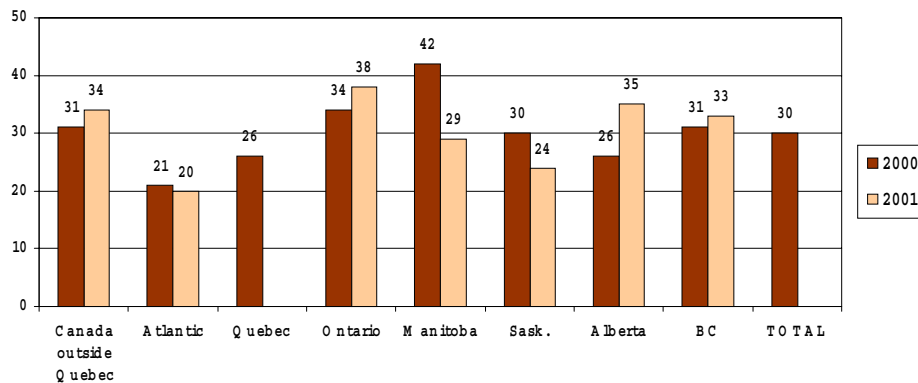
All Canadians should have exactly the same rights, otherwise we do not have true equality



Which of the following two statements comes the closest to your own view:?

CRIC Portraits of Canada, 1999

Figure 83: Support for Differential Equality for Aboriginal Peoples (Percentage Agreeing)

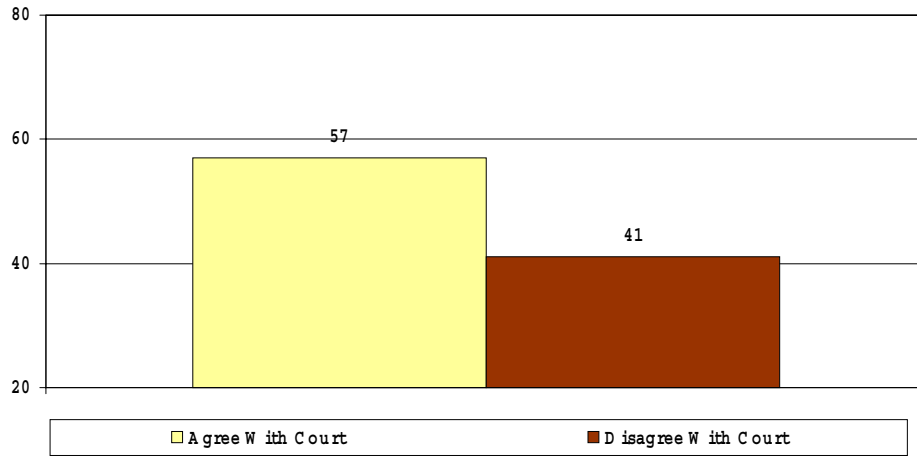


2000: Which of the following two statements comes the closest to your own view: As Canada's first people, aboriginals should be entitled to special considerations in some areas, such as access to hunting and fishing grounds; or: all Canadians should have exactly the same rights, otherwise we do not have true equality.

2001: Do you think that Aboriginal peoples should have some type of preferential access to hunting and fishing grounds in areas where they have traditionally lived, or do you think that when governments regulate access to hunting and fishing grounds they should treat everyone the same? (not asked in Quebec)

CRIC.

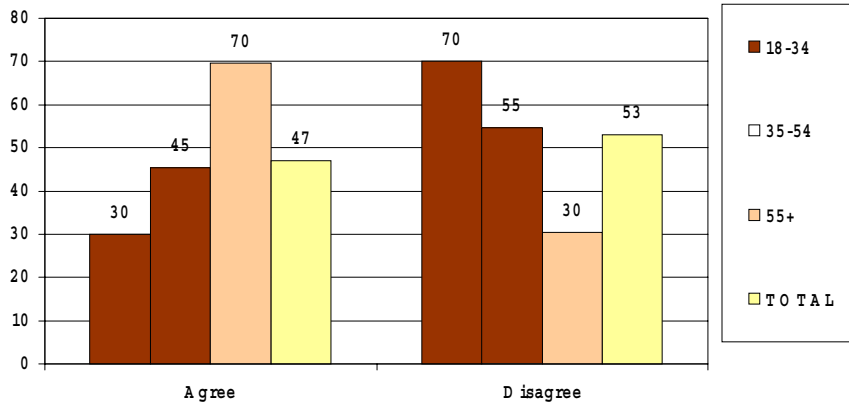
Figure 84: Court Decision on Aboriginal Treaty Rights



An Aboriginal person was caught fishing without a license. The court did not convict him because it said that a treaty between his people and the government gave him the right to fish. Do you agree or disagree with the court's decision?

CRIC Charter Survey, 2002

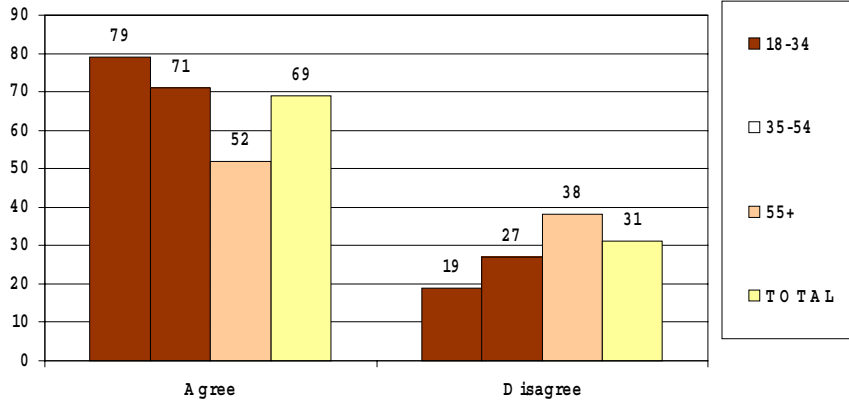
Figure 85: Support for Traditional Family Structure by Age Group



Society would be better off if more women stayed home with their children. Do you strongly agree, somewhat agree, somewhat disagree or strongly disagree?

Canadian Election Study, 1997.

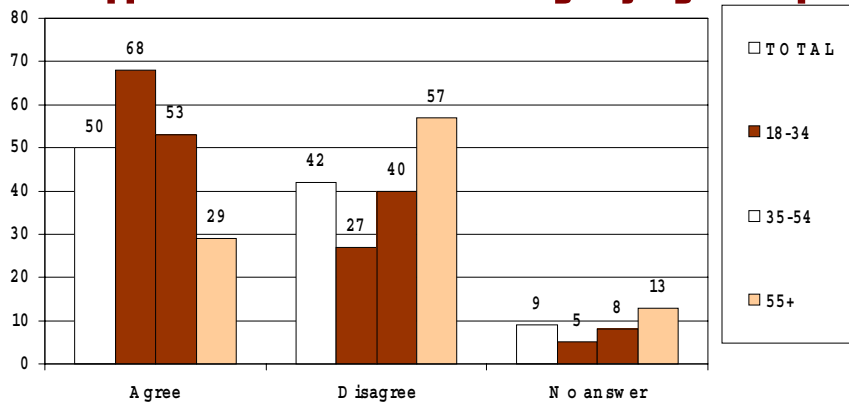
**Figure 86:
Support for Gays and Lesbians by Age Group**



The Charter of Rights and Freedoms prohibits discrimination against women, ethnic and religious minorities and other groups. In your opinion, should the Charter also prohibit discrimination against gays and lesbians? (slightly different question asked to half sample).

CRIC – Environics, 2002.

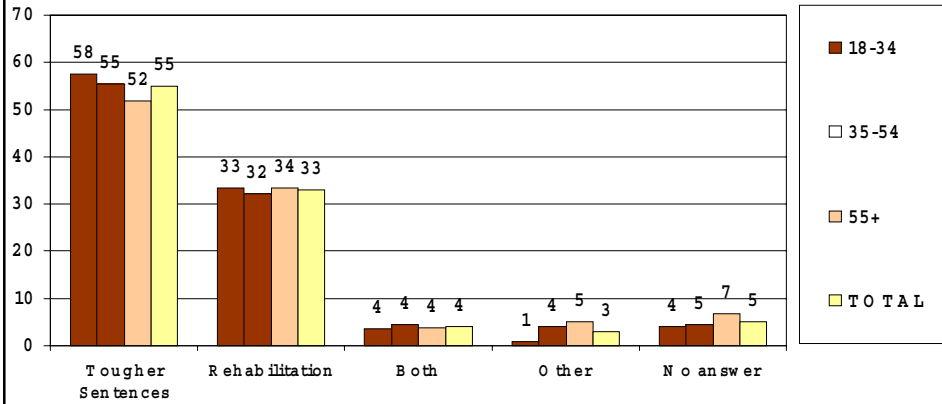
**Figure 87:
Support for Same Sex Marriage by Age Group**



Agree/disagree: Gays and lesbians should be allowed to get married.

Canadian Election Study, 2000

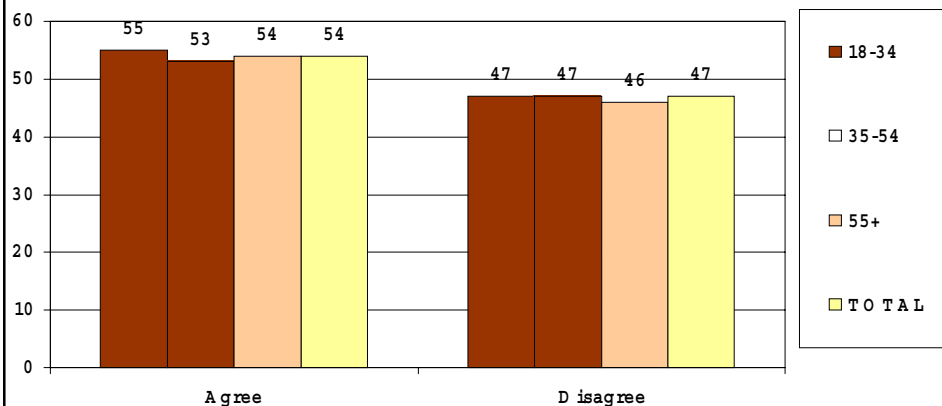
**Figure 88:
Public Preferences for Dealing with Violent Youth Crime**



What is the best way to deal with young offenders who commit violent crimes?

Canadian Election Study, 1997.

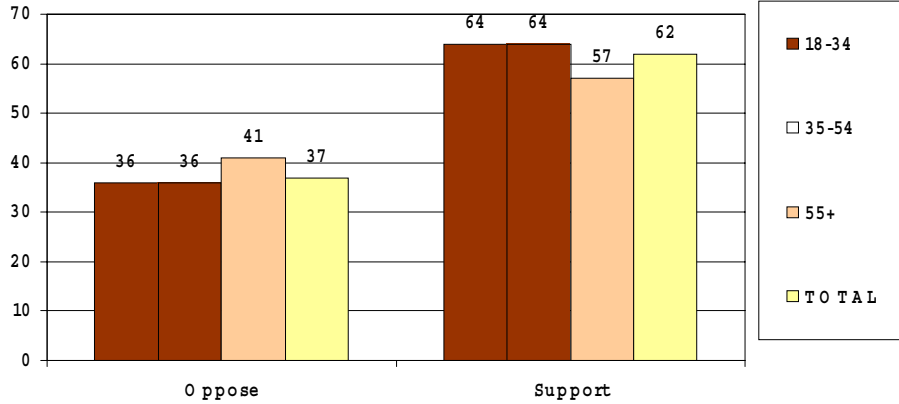
Figure 89: Support for Gun Control by Age Group



Do you strongly agree, somewhat agree, somewhat disagree, or strongly disagree: Only the police and the military should be allowed to have guns.

Canadian Election Study, 1997.

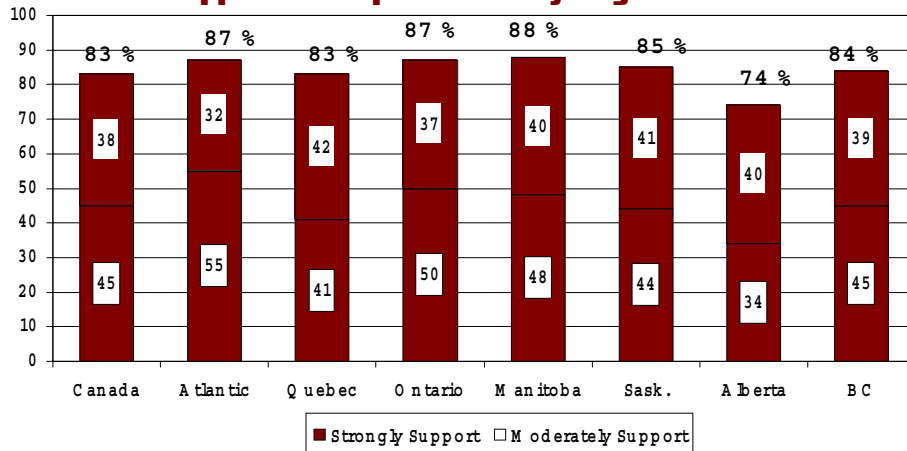
**Figure 90:
Support for Death Penalty by Age Group**



Do you strongly agree, somewhat agree, somewhat disagree, or strongly disagree with the following statement: Capital punishment is never justified.

Canadian Election Study, 1997

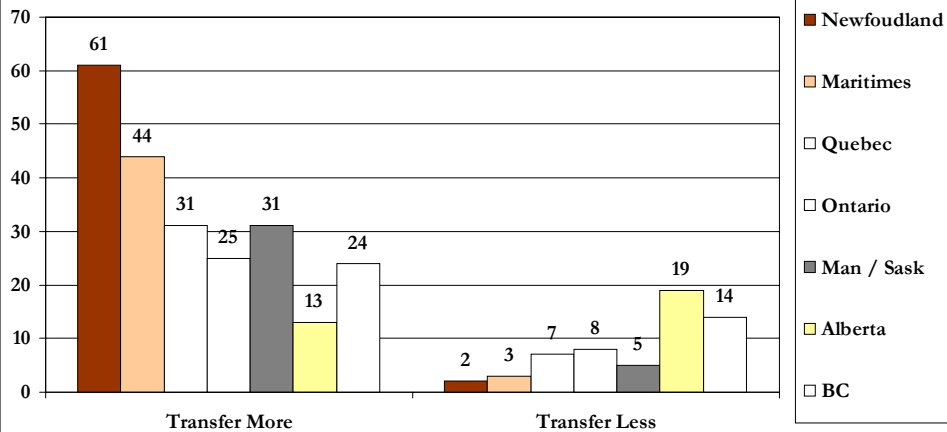
**Figure 91:
Support for Equalization by Region**



As you may know, under the federal equalization program money is transferred from the richer provinces to the poorer ones, in order to ensure that Canadians living in every province have access to similar levels of public services. Do you strongly support, moderately support, moderately oppose, or strongly oppose the equalization program?

CRIC.

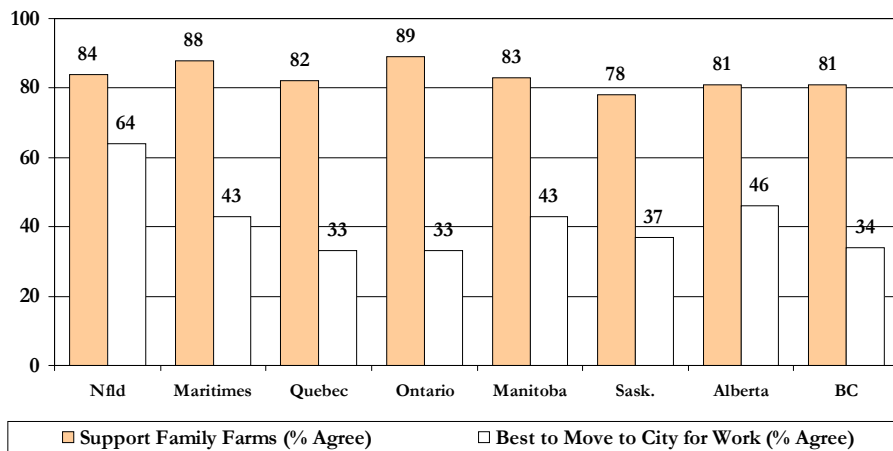
Figure 92: Equalization: More or Less?



And do you think that the equalization program should be changed so that it transfers more money from the richer to the poorer provinces, less money from the richer provinces to the poorer provinces, or should the program be kept as it is now?

CRIC.

Figure 93: Support for Family Farms and Small Towns

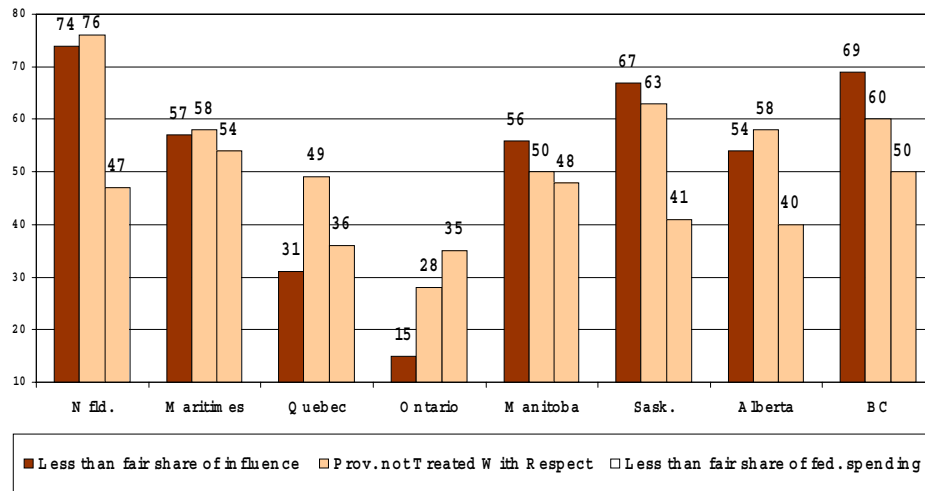


Do you strongly agree, agree, disagree or strongly disagree with the following statements: In tough times, governments should provide financial support to Canada's small family farms so that they don't go bankrupt.

If people living in small towns are having a hard time making a living, then the best solution is for them to move to a bigger city to look for a better job.

CRIC 2001.

Figure 94: Influence, Respect, and Fair Share by Region



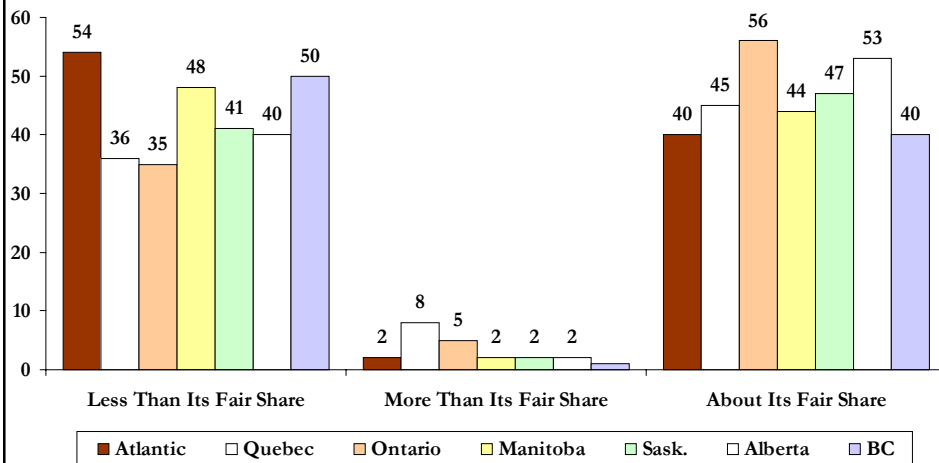
In your opinion, how much influence does (name of province) have on important national decisions in Canada? Would you say it has more than its fair share, less than its fair share, or about its fair share.

In your opinion, is (name of province) treated with the respect it deserves in Canada or not?

Thinking about all the money the federal government spends on different programs and on transfers to the provinces, do you think [name of province] receives...

CRIC, 1998

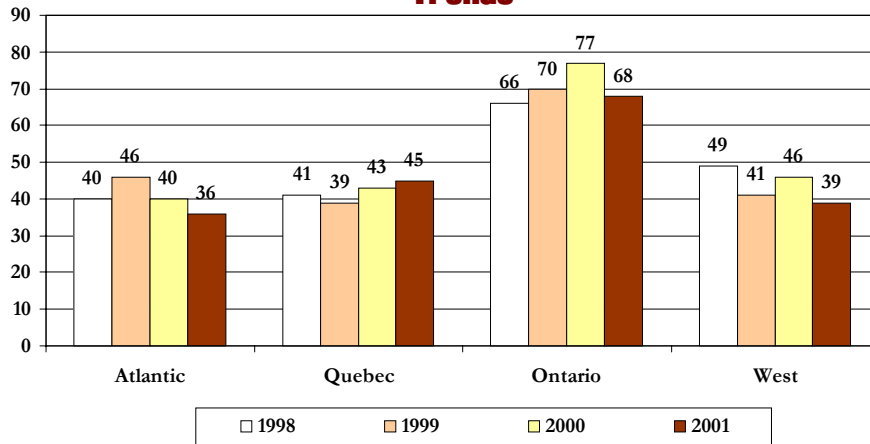
Figure 95: Fair Share Federalism



Thinking about all the money the federal government spends on different programs and on transfers to the provinces, do you think [name of province] receives...

CRIC, 1998

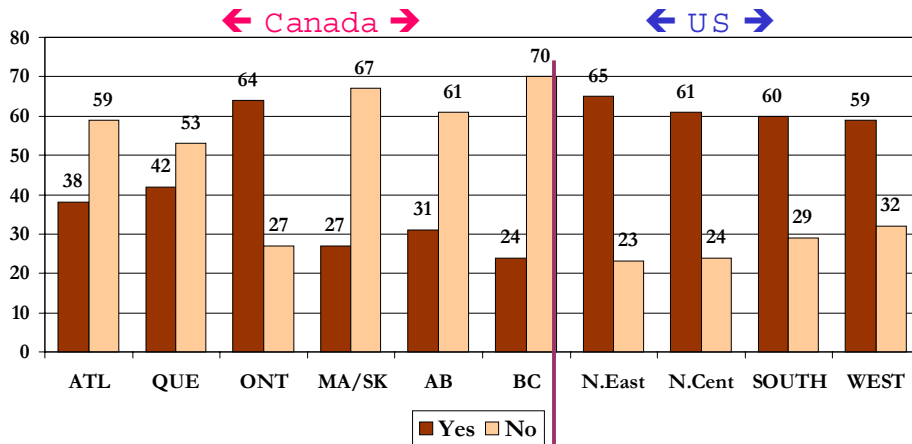
Figure 96:
Province Is Treated with the Respect it Deserves:
Trends



In your opinion, is (name of province) treated with the respect it deserves in Canada or not ?

CRIC, 1998

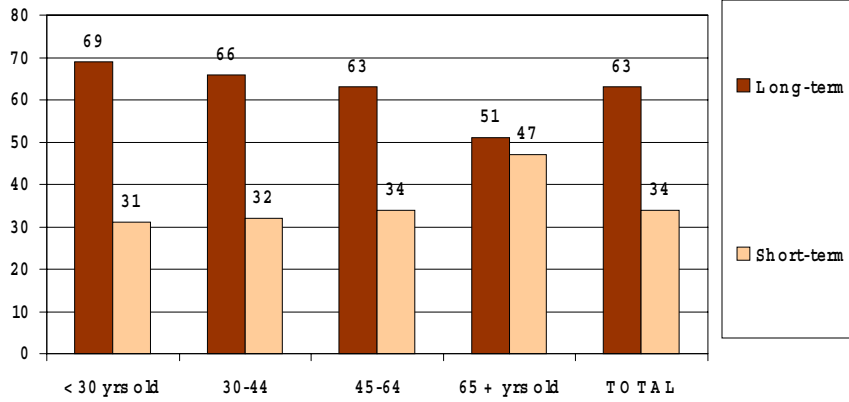
Figure 97: Is Province or State Treated With Respect?



In your opinion, is [NAME OF PROVINCE / STATE] treated with the respect it deserves in Canada's / the United States' federal system of government, or not?

CRIC / Publius: The Journal of Federalism / University of Texas at Arlington Canada-US Federalism Survey 2002

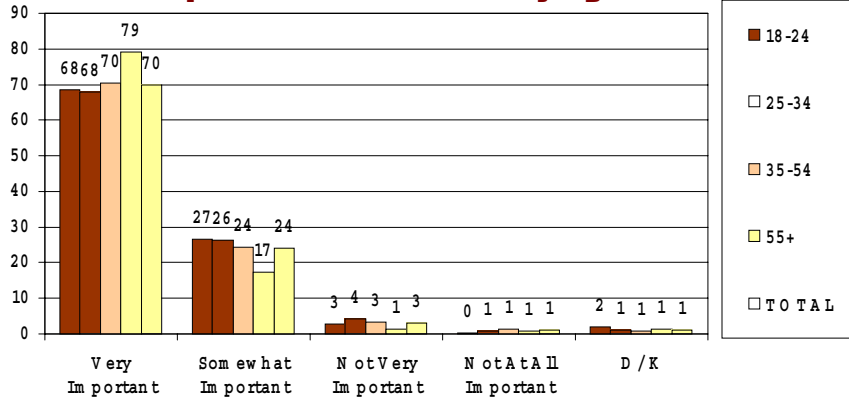
Figure 98: Support for Different Budget Strategies by Age Cohort



Do you think the budget should look more at long term measures to make the economy stronger in the future or look more at measures that might stimulate the economy right now?

Earncliffe, 1997.

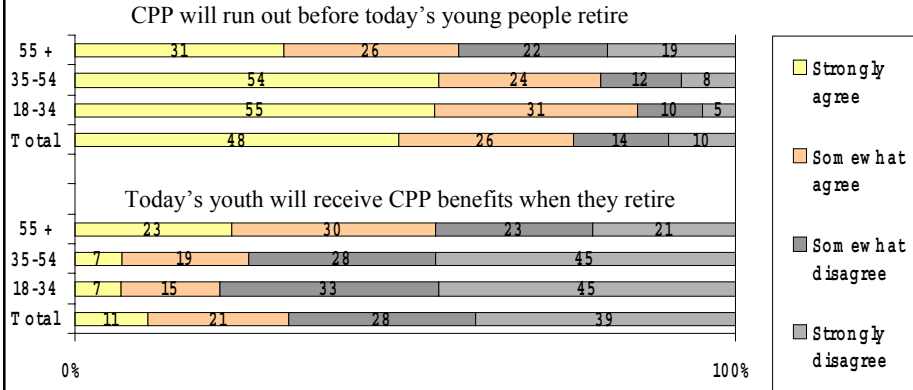
Figure 99: Importance of Private-Sector Occupational Pension Plans by Age Cohort



Thinking about corporations in Canada today, how important do you think it is for them to do each of the following ... very important, somewhat important, not very important or not at all important
Provide a pension plan for employees

Environics 1996

Figure 100: Concern about Future of CPP by Age Group

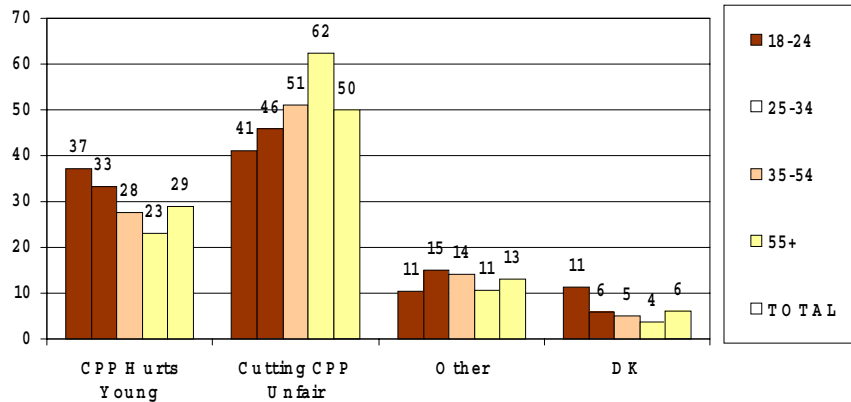


"I feel that the Canadian Pension Plan fund is likely to run out by the time today's young people are ready to retire."

"I am confident that today's youth will receive pension benefits from the Canadian Pension Plan when they retire."

Ipsos-Reid, 1997

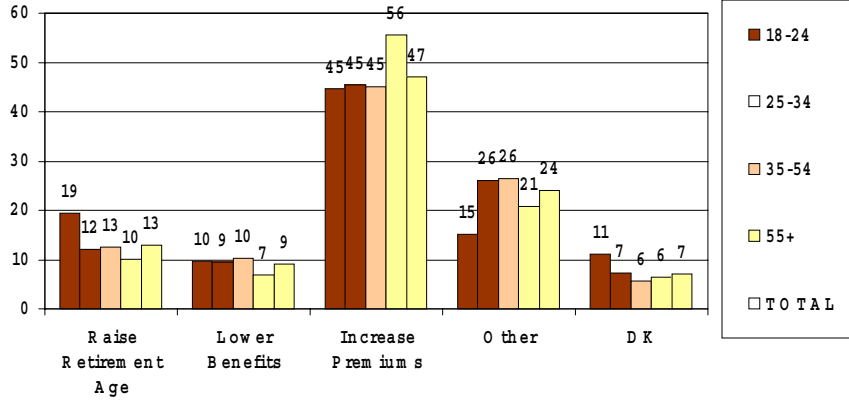
Figure 101: Perceptions of Intergenerational Fairness of CPP Reform by Age Cohort



Over time, the benefits paid out to seniors by the Canada Pension Plan will also be reduced slightly, but people who are now 65 and over will not be affected. Some people think these changes unfairly shift the burden of paying for the plan onto the younger generation, and that people who are currently seniors should have to pay some of the costs. Others feel that it would be unfair to pay current seniors lower pension benefits than they expected. Which of these two views is closest to your own point-of-view?

Enviroics 1997

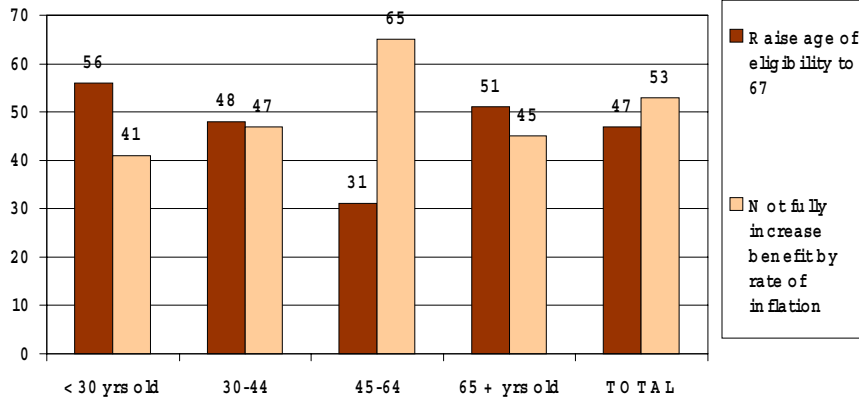
**Figure 102: Support of CPP Reform by Age Cohort:
Retirement Age, Benefit Levels and Premium Levels**



Because the population is aging, some people have predicted that there will not be enough government funding in the future to support the current system of seniors' pensions and benefits. Which of the following solutions do you think would be the best?

Enviroics 1997

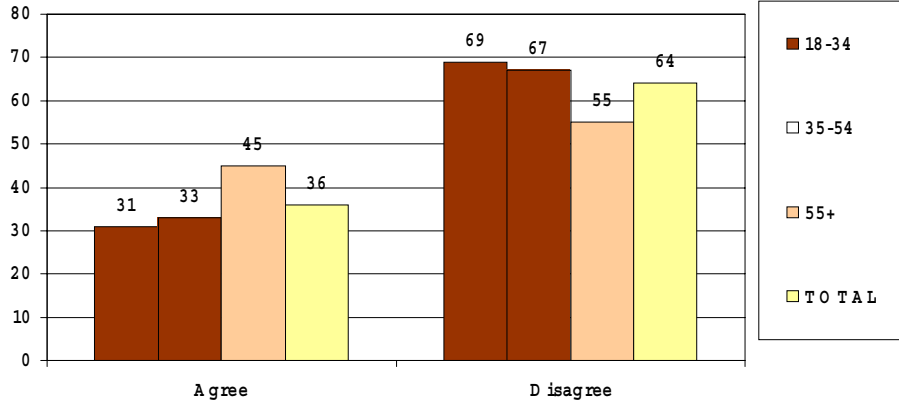
**Figure 103: Options for Reforming CPP
by Age Cohort**



I'm going to present you with some choices between options that would have equal impact on making the Canada Pension Plan sustainable. If you had to choose, would you prefer to: raise the age of eligibility to 67; or not fully increase benefits by the rate of inflation?

Earncliffe, 1997.

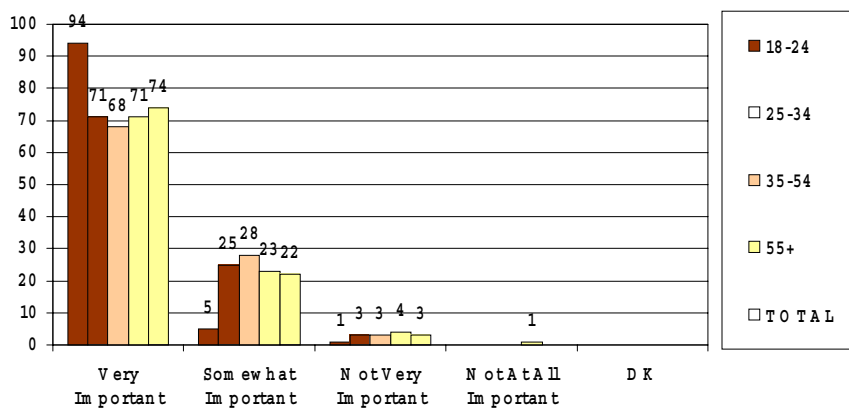
**Figure 104:
Support for Mandatory Retirement at 65**



Do you strongly agree, somewhat agree, somewhat disagree, or strongly disagree with the following statement: Everyone should be forced to retire at the age of 65.

Canadian Election Study, 1997.

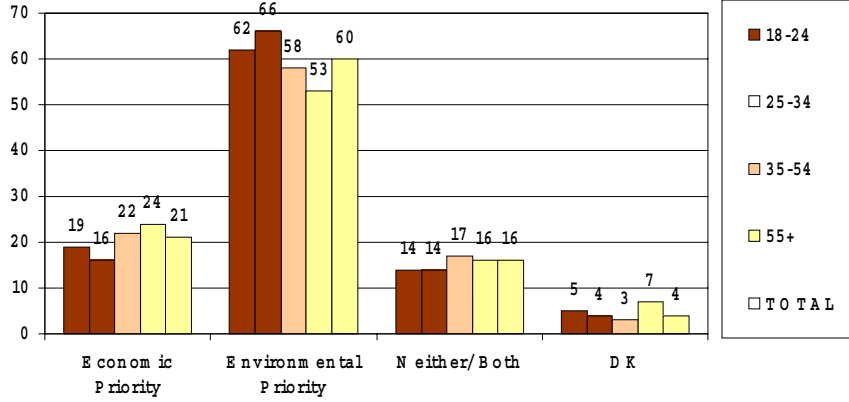
**Figure 105:
Importance of Preserving the Environment by Age Cohort**



Thinking about Canada over the next decade, do you think each of the following goals is...very important, somewhat important, not very important, not at all important. Cleaning up the environment?

Enviroics - 1994

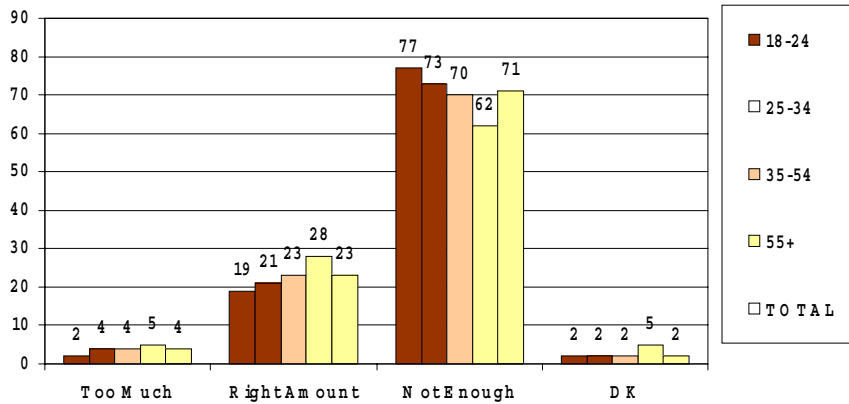
**Figure 106:
Priority between the Economy and the Environment**



In your opinion, should the development of the economy take priority over environmental concerns, or should environmental concerns have priority over economic growth?

Enviroics – 1990

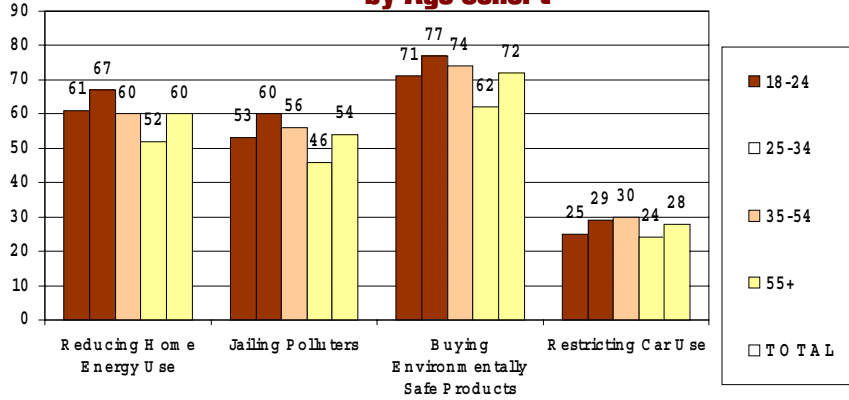
Figure 107: Support for Spending on Environment



Keeping in mind that increasing services could increase taxes, do you think the federal government is spending too much, just the right amount, or should be spending more on each of the following: Environmental protection?

Enviroics – 1990

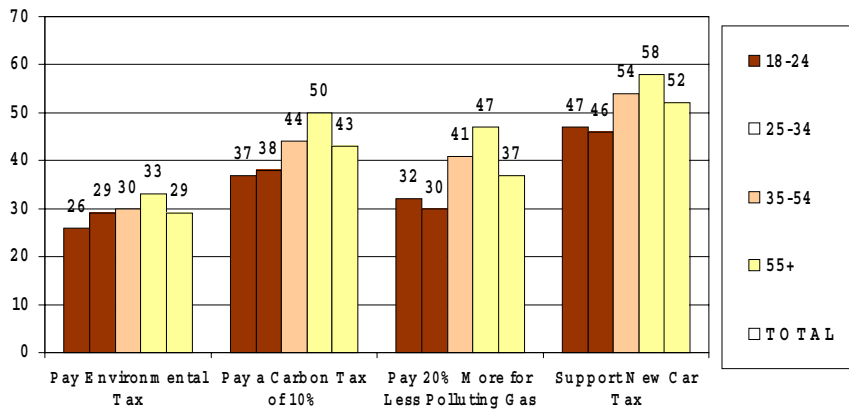
Figure 108:
“Very Willing” to Support Environmental Measures
by Age Cohort



Would you be very willing, somewhat willing, not very willing or not at all willing to do each of the following to improve the environment: Cut down on energy use at home?/ Support sending industry polluters to jail for repeated offences?/Buy more environmentally safe products? /Support greater restrictions on the use of cars in urban areas?

Enviroics – 1991

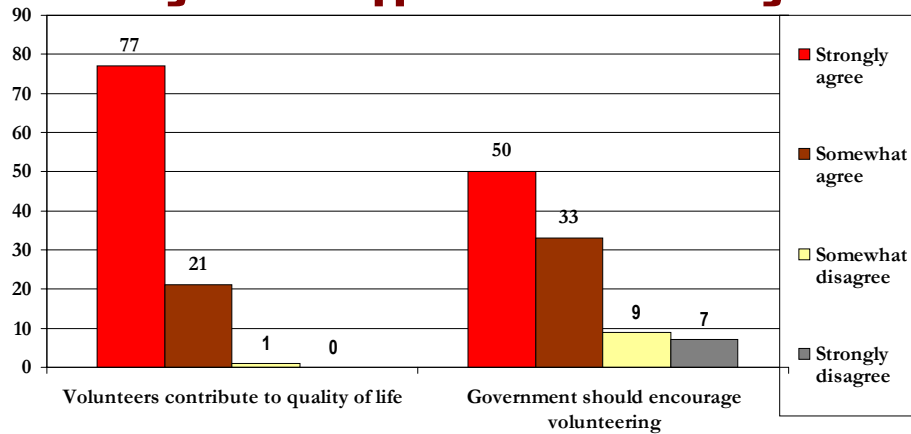
Figure 109:
“Not Willing” to Support Environmental Measures by Age Cohort



Would you be very willing, somewhat willing, not very willing or not at all willing to do each of the following to improve the environment: Pay somewhat higher taxes if you knew that these taxes would be spent on environmental protection?/ Pay a carbon tax of about 10 percent on gasoline and fossil fuels?/ Pay about 20 percent more for gasoline containing a non-polluting additive?/ Support a tax on new cars

Enviroics – 1991

Figure 110: Support for Volunteering



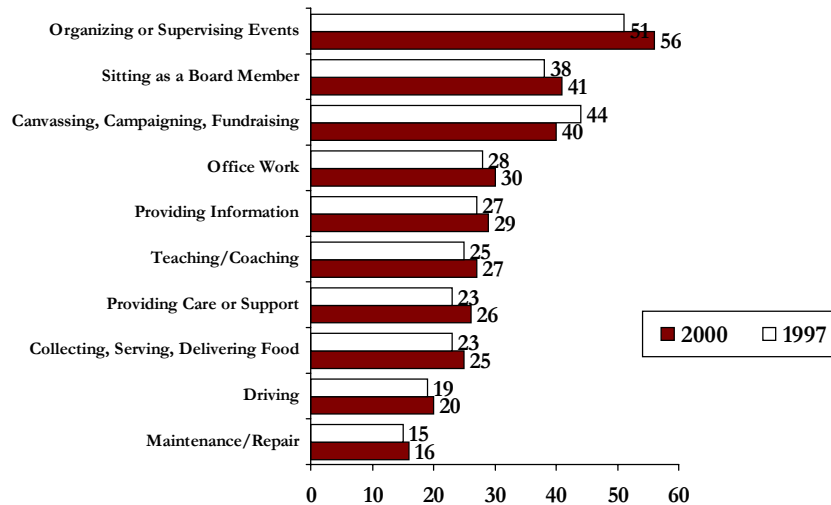
Do you strongly agree, somewhat agree, somewhat disagree, or strongly disagree with each of the following statements:

Volunteers and the voluntary sector contribute to a better quality of life for Canadians.

The government of Canada should be encouraging people to do volunteer work.

Ipsos-Reid, 2001.

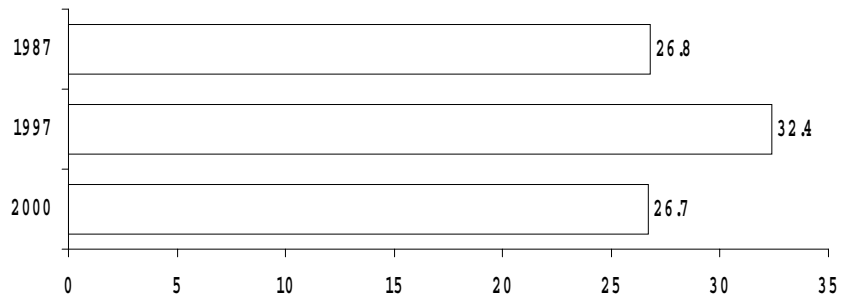
Figure 111: Types of Volunteering



Types of Volunteer Activities, Canadian Volunteers Aged 15+

National Survey of Giving, Volunteering and Participating

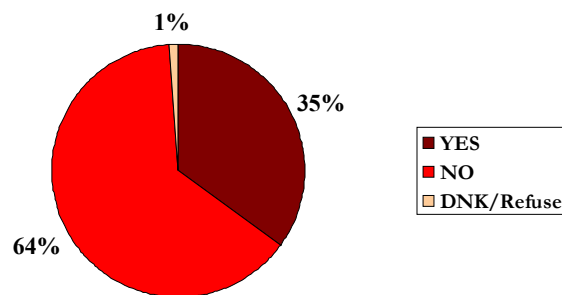
Figure 112: Volunteer Participation Rate %



% of Canadian Population engaged in Volunteer Activities

National Survey of Giving, Volunteering and Participating

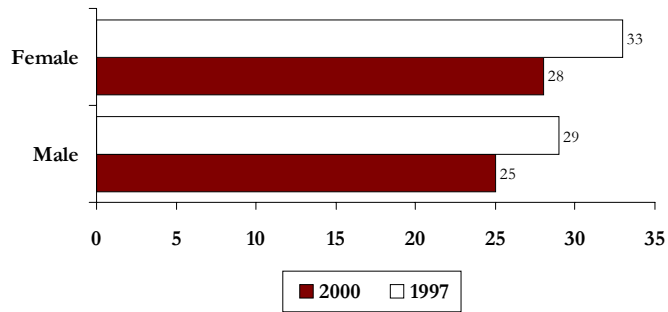
Figure 113: Do you participate in community service?



In the last year, have you been a member of a community service organization?

EKOS Research 1998 Pre-Budget Survey.

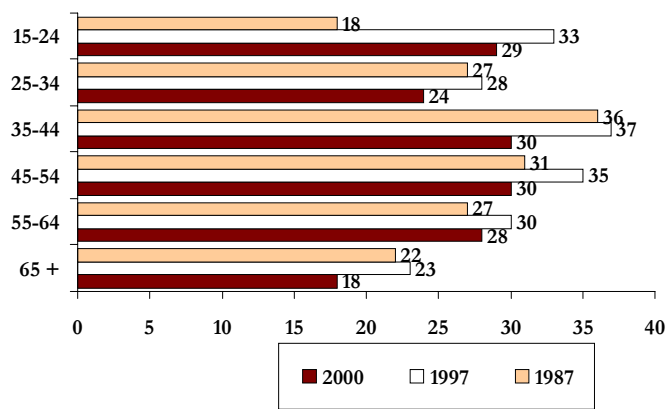
**Figure 114:
Volunteer Participation by Gender**



Graph Shows % of Men/Women who said they volunteer.

National Survey of Giving, Volunteering and Participating

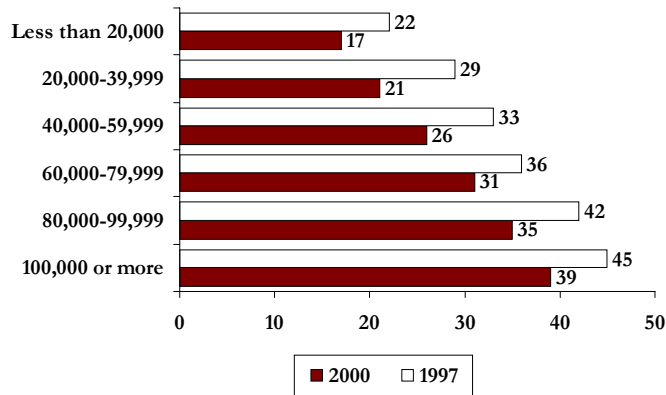
Figure 115: Rate of Volunteer Participation by Age



Graph Shows % Volunteering in each age group.

National Survey of Giving, Volunteering and Participating

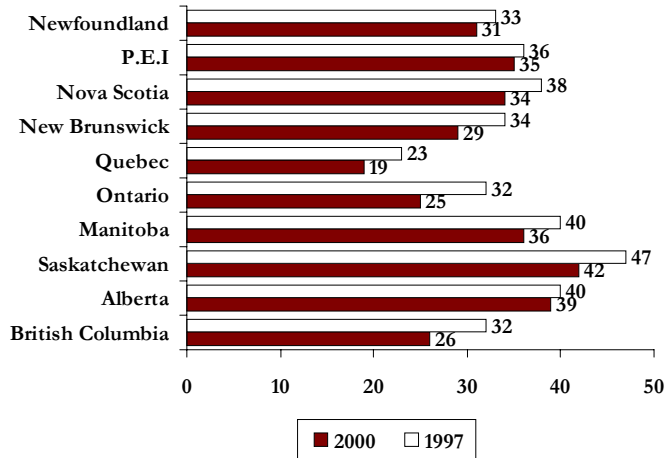
Figure 116: Rate of Volunteer Participation by Income



Graph Shows % Volunteering in each income bracket.

*Caring Canadians, Involved Canadians: Highlights from the 2000 National Survey of Giving, Volunteering and Participating

Figure 117: Rate of Volunteer Participation by Province

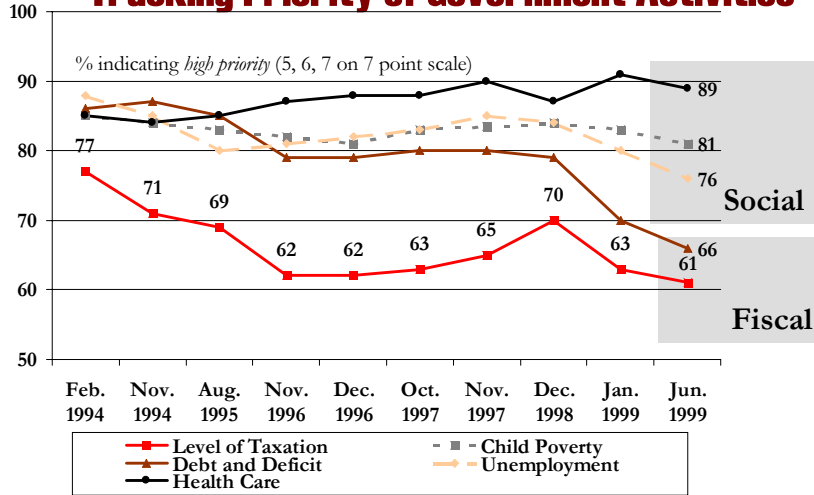


Graph Shows % of Population Volunteering in each Province

*Caring Canadians, Involved Canadians: Highlights from the 2000 National Survey of Giving, Volunteering and Participating

Figure 118:

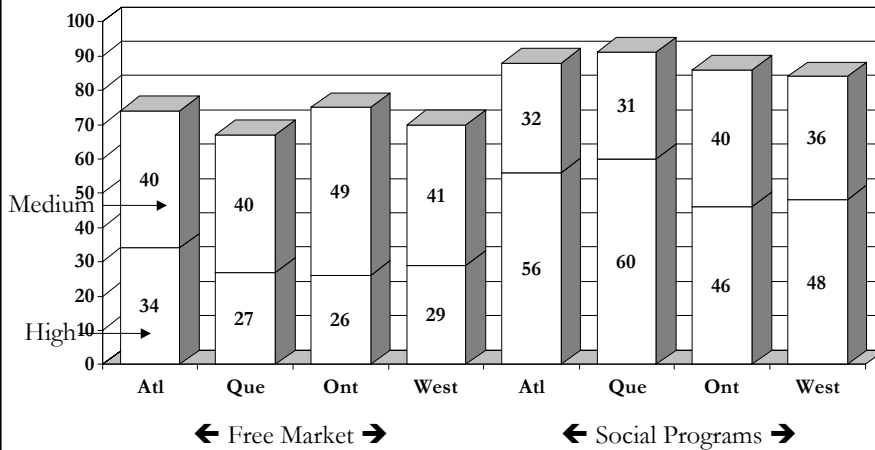
Tracking Priority of Government Activities



“Thinking not just of today, but of the next five years, what priority should the federal government place on each of the following areas?”

EKOS Research

Figure 119: Canadian Socio-Economic Values

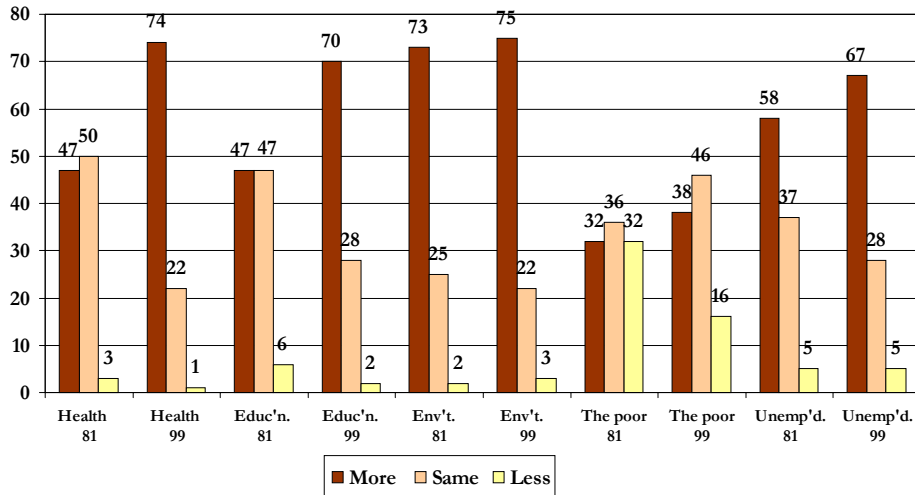


For each of the following items, could you tell me whether you think it should be a high priority for Canada, a medium priority, a low priority, or should it not be a priority at all?

- a) Having a government that interferes as little as possible with the free market.
- b) Having a more generous system of social programs.

CROP/CRIC, Trade Survey 2001

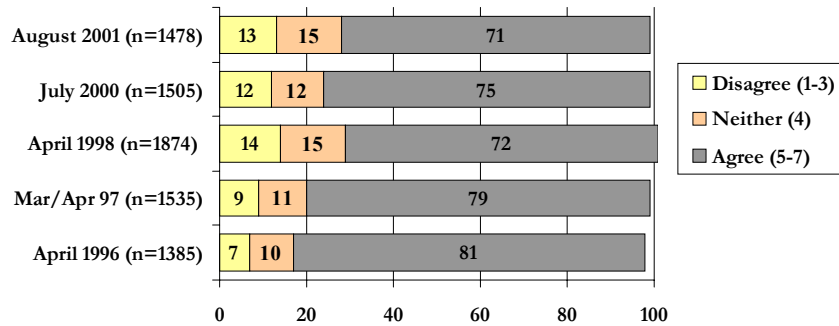
Figure 120: Spending Priorities, 1981 and 1999



We would like to know how much effort you think government should put into a number of activities. For each area, please tell me whether you think government should put: much more effort, more effort, about the same effort, less effort, or much less effort. Remember putting more effort into one of these areas would require a shift of money from other areas or an increase in taxes.

Institute for Social Research

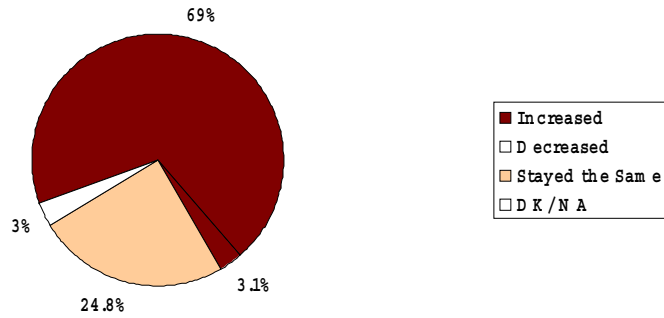
**Figure 121:
Worried About the Have vs. Have-Not Divide**



“I really worry that we are moving to a more divided society of haves and have nots.”

EKOS Research.

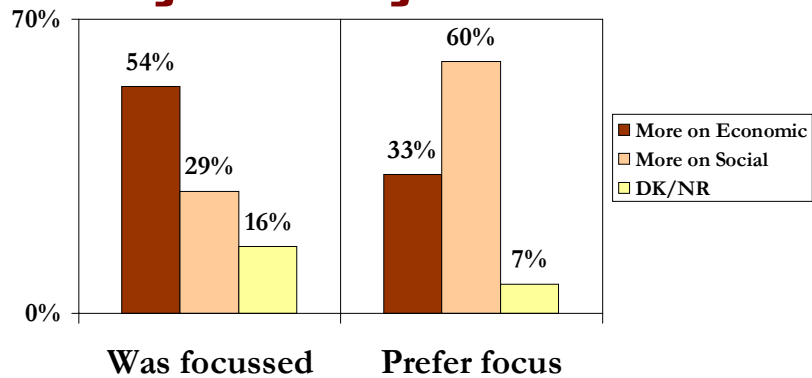
Figure 122: The Gap between the Rich and Poor



Do you believe that the gap between rich and poor Canadians is increasing, decreasing, or staying the same?

CES 1997.

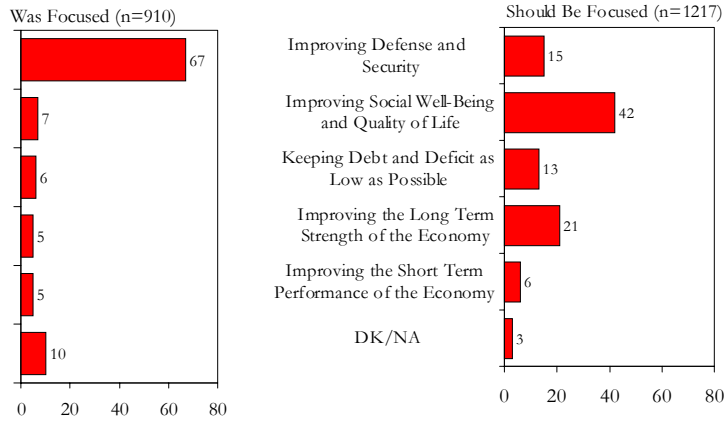
Figure 123: Budget Focus



Thinking about the last federal budget, would you say the Government of Canada was more focused on economic priorities like tax cut and economic growth, or more on social priorities like health care and education./ Still thinking about the last federal budget, would you PREFER that the Government of Canada had focused on economic priorities like tax cuts and economic growth, or social priorities like health care and education?.

EKOS Research, 2000

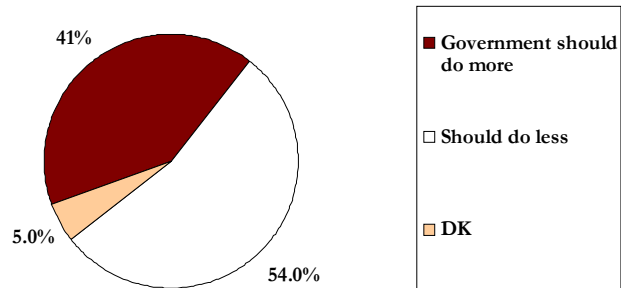
**Figure 124:
Focus of the Budget: Policy Directives**



Thinking about the federal budget, in which of the following four areas would you say the budget...

EKOS Research, 2001

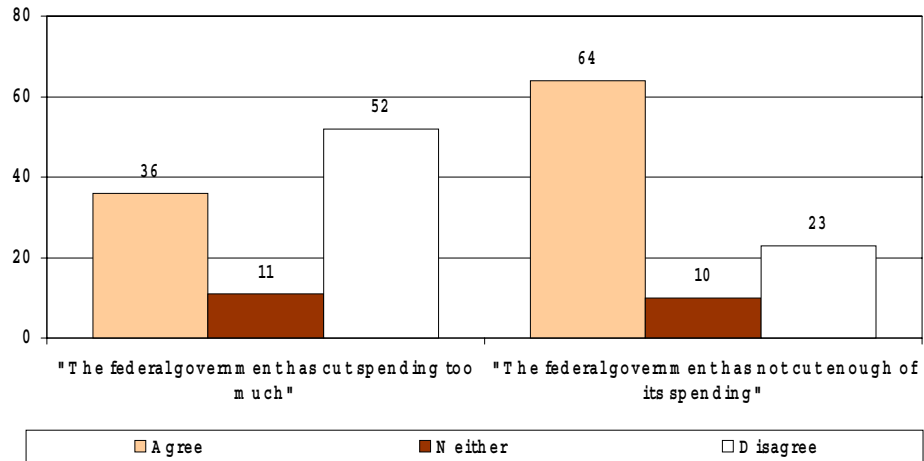
Figure 125: Statist values or not?



Some people say that government should do more to solve national problems. Other people think government is doing too many things better left to businesses and individuals. Which of those two opinions is closer to your own?

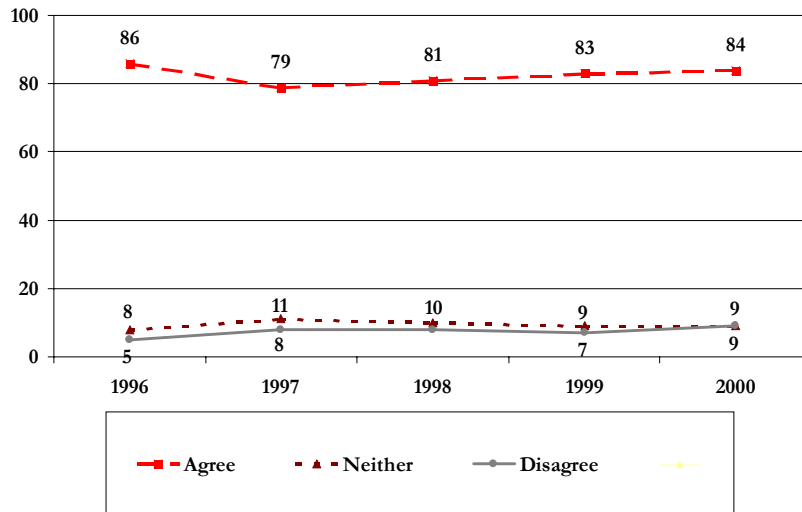
Ekos, 1998.

Figure 126: Can Government Still Cut Spending?



Earnscliffe, Department of Finance, 2000

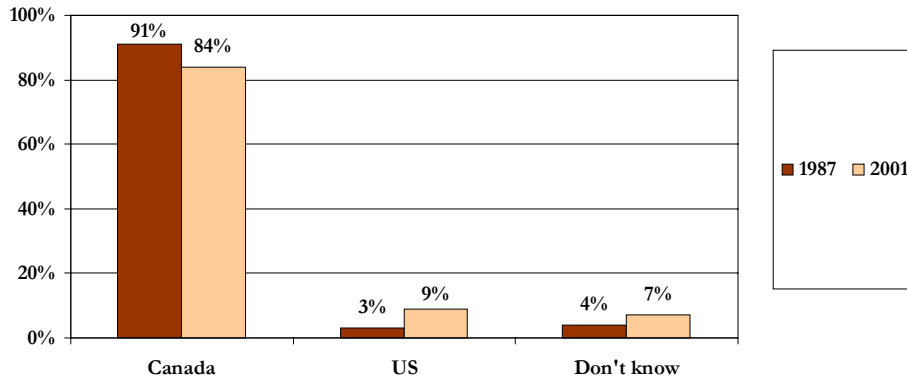
Figure 127: Government Waste?



"I think there is a lot of waste to cut out of federal government spending"

Earnscliffe, Department of Finance, 2000.

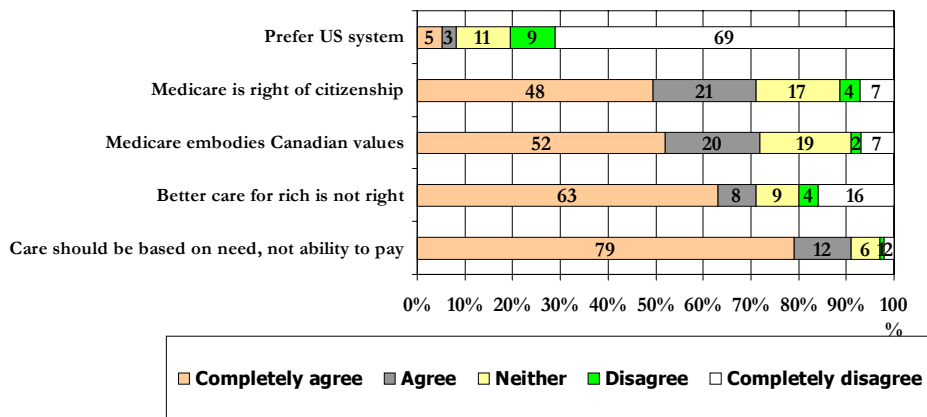
**Figure 128:
American Health Care System Better than the Canadian?**



When you think about Canada and the US, which country would you say has a better health care system?

Environics

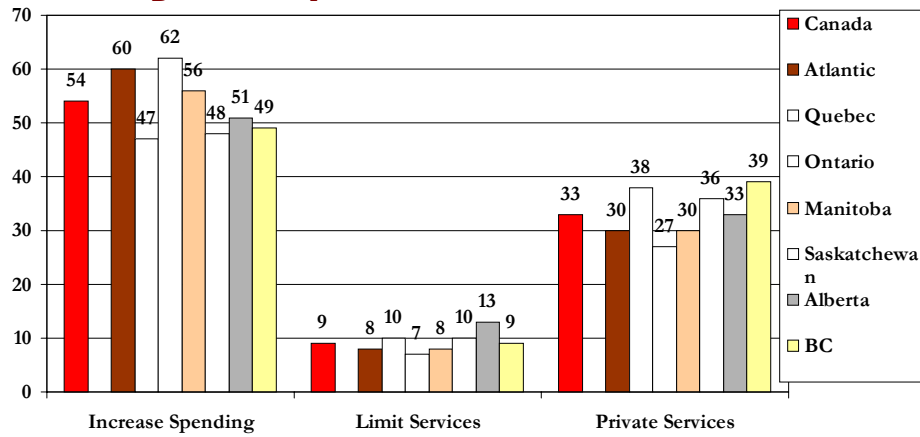
Figure 129: Support for the Canadian Health Care Model



Do you agree or disagree with the following statements?

Earncliffe/POLLARA, 1998.

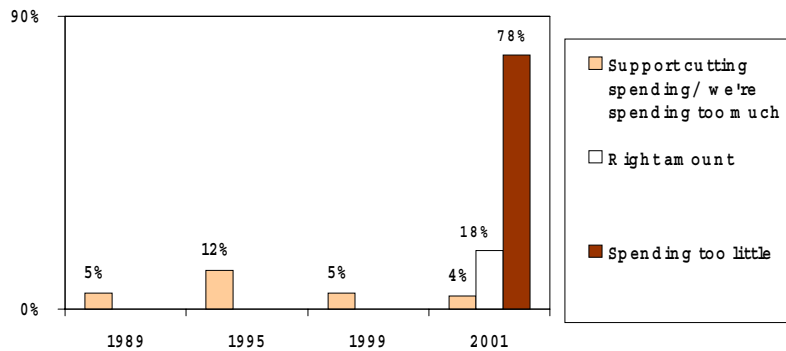
Figure 130: Options for Reform of Health Care



Health care costs are expected to rise in the future because of our aging population and because of the costs of new treatments and medications. Which of the following statements comes closest to your view? Would you say (a) governments should significantly INCREASE THEIR SPENDING on health care to cover these rising costs; (b) governments should LIMIT THE AVAILABILITY of some treatments or medications; or (c) governments should allow THE PRIVATE SECTOR to provide some health care services to those people who can afford to pay for them.

Centre for Research and Information on Canada, 2001.

Figure 131: Opposition to Funding Cuts in Health Care



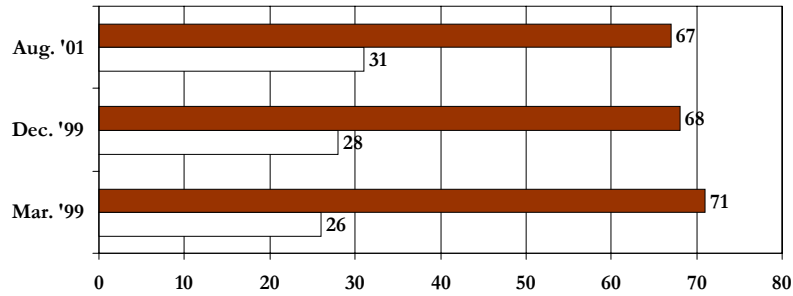
1989-1999: Some people think that the federal government should cut back its spending in some areas while other people disagree. Could you tell me whether you support the following measures... cutting back federal funds for health care.

2001: Keeping in mind that increasing services could increase taxes, do you think the federal government is spending too much, just the right amount, or is spending too little on each of the following?

Source: Environics Focus Canada Surveys

**Figure 132:
Tracking Support for Privatization of Health Care**

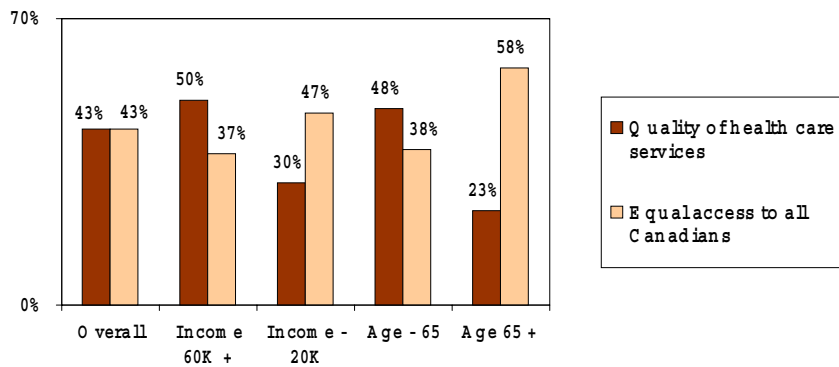
- Once private health care services start to become widely available, it won't be long before quality public health care services are hard to find.
- Allowing some privatization of the health care system is a good thing because it will relieve the pressure on public institutions like hospitals that are already overcrowded.



Which statement is closer to your own view?

Ekos Research, Rethinking Government Surveys

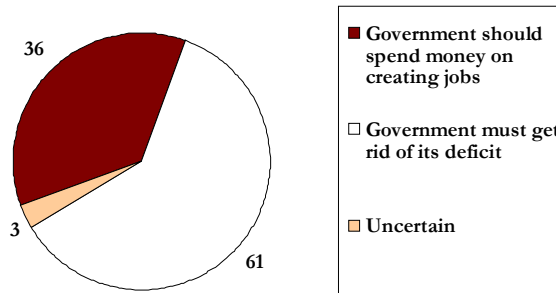
**Figure 133:
Quality and Access Trade-off in Health Care:
Socioeconomic Differences**



Which of the following aspects of health care is of greatest importance to you?

Ekos, 2000.

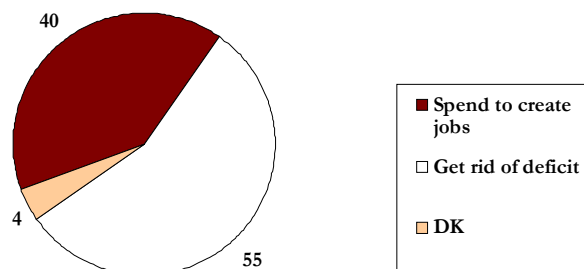
Figure 134: Government Priorities



Which of these two views is closer to your own?

Earncliffe/Ekos, 1995

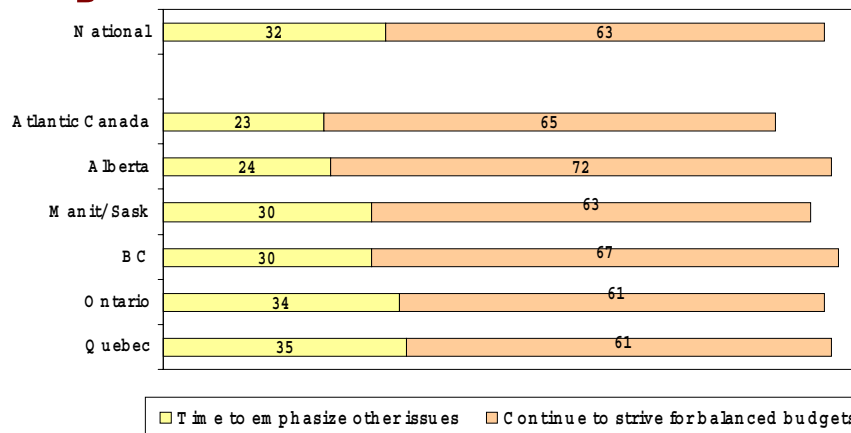
Figure 135: Fiscal stimulus or deficit reduction: 1996



Some people think the federal government is too concerned about the deficit and should be spending money to create jobs instead of reducing spending to eliminate the deficit. They also feel that the best way to reduce the deficit is to maintain government spending to make sure that as many people as possible are working and paying taxes. Other people say that Canada can't have really strong economy again until we get rid of the deficit because the deficit makes foreign lenders avoid investing in Canada, drives down the value of the dollar, and forces up interest rates. These people believe that the best way to make sure our economy grows stronger in the future is to take strong action now which will reassure investors, keep interest rates low and lead to more jobs. Which of those two views is closer to your own?

Earncliffe Research, 1996.

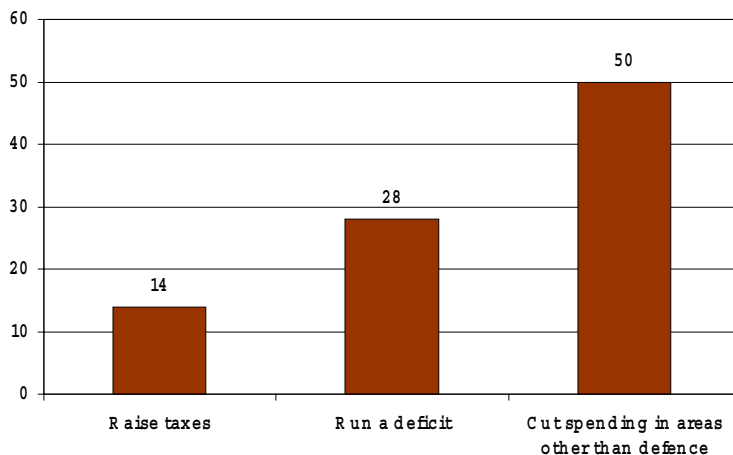
Figure 136: Continued Fiscal Conservatism?



Some people say the federal government has emphasized cautious financial management and balanced budgets long enough and now it is time to start putting emphasis on other issues. Other people say that although we've had several years of balanced budgets and some debt has been paid down, the government should not change its emphasis on cautious financial management and should continue to strive for balanced budgets.

Earncliffe, Department of Finance, 2000.

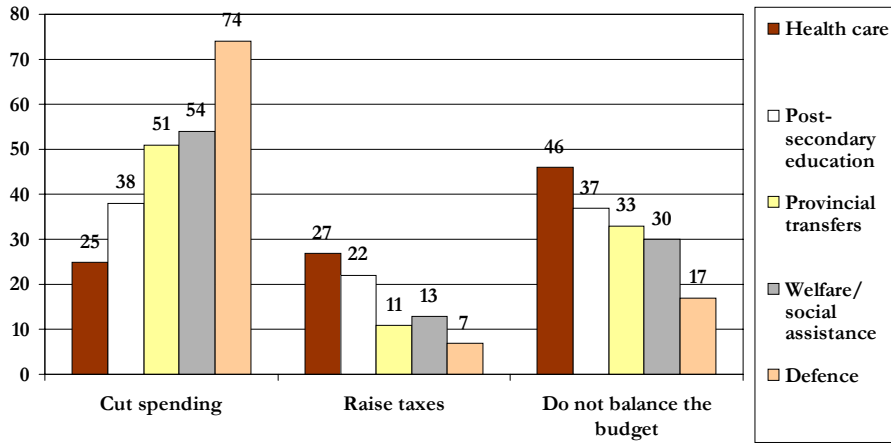
Figure 137: Managing Fiscal Reality



The federal government next year will have higher costs for security due to the recent terrorist attacks. It will also have lower revenues because of the economic slowdown. How would you like the government to deal with those circumstances?

Earncliffe, November 2001.

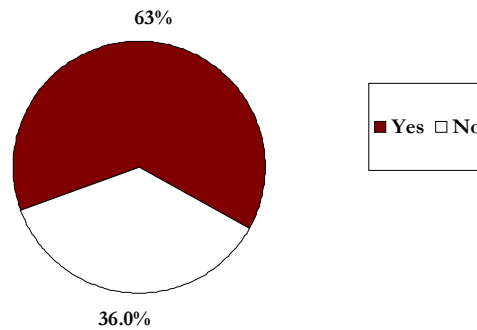
Figure 138: Fiscal trade-offs, 1995



Assume, a few years into the future, that despite very serious efforts to cut spending, the government still had not balanced the budget. At that point, the government could cut spending, raise taxes, or leave things as they are and simply not balance the budget. I am going to ask you to think of these options for five different areas and ask you to pick the option you think would work best in each case.

Earncliffe/Ekos, 1995.

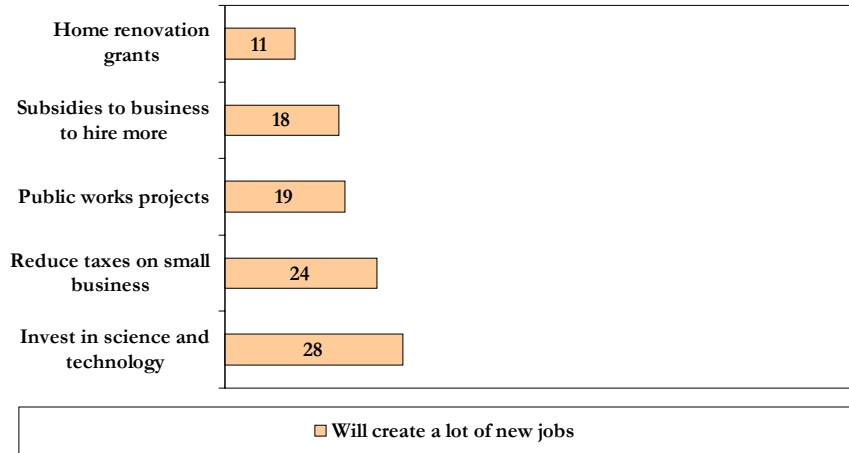
Figure 139: Invested Canadians



Have you personally been affected by the declines in the value of the stock market?

Earncliffe Research, 2001.

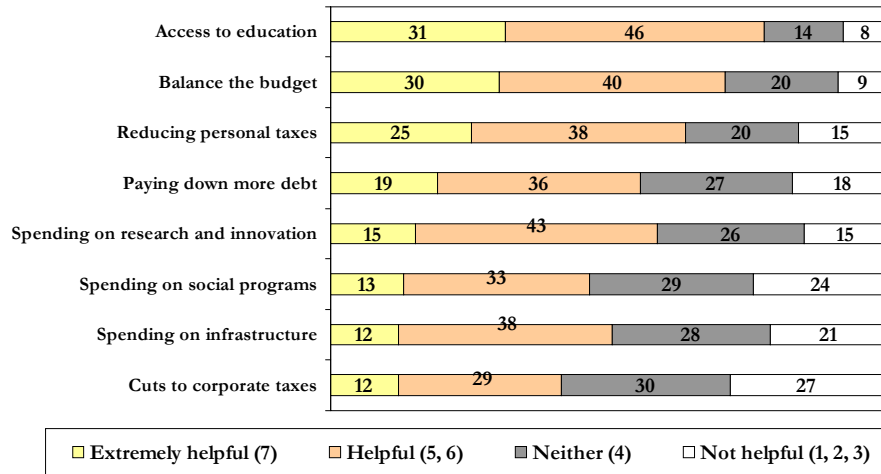
Figure 140: How to create jobs: 1995



I'm going to read you a list of things that the federal government might do to try to create more jobs in the economy. For each one, I would like you to tell me whether you think it will help to create a lot of new jobs, help create some new jobs, not have any effect on the number of jobs in the economy, or cost jobs?

Earncliffe/Ekos, 1995.

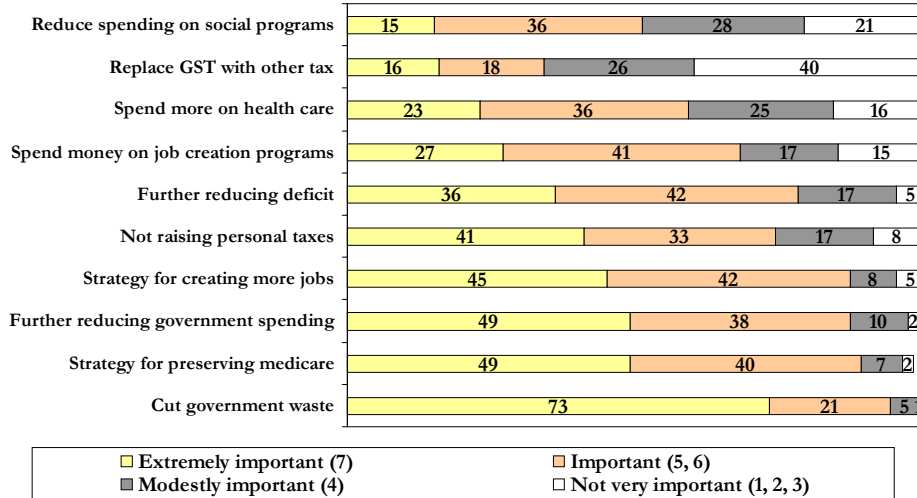
Figure 141: How to stimulate the economy: 2001



If the federal government wanted to stimulate the economy in the face of an economic slowdown, how helpful would the following be?

Earncliffe, Department of Finance, 2002.

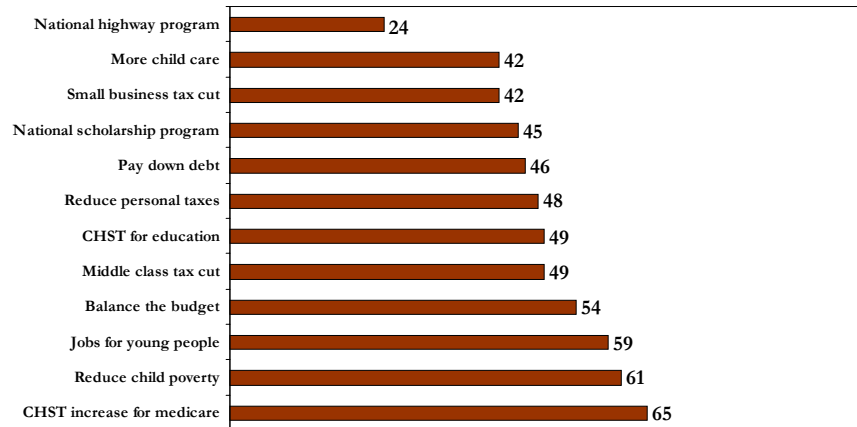
Figure 142: Priorities for Budget Expenditures: 1995



How important is it that the next federal budget tackle the following issues?

Earnscliffe, Department of Finance, 1995.

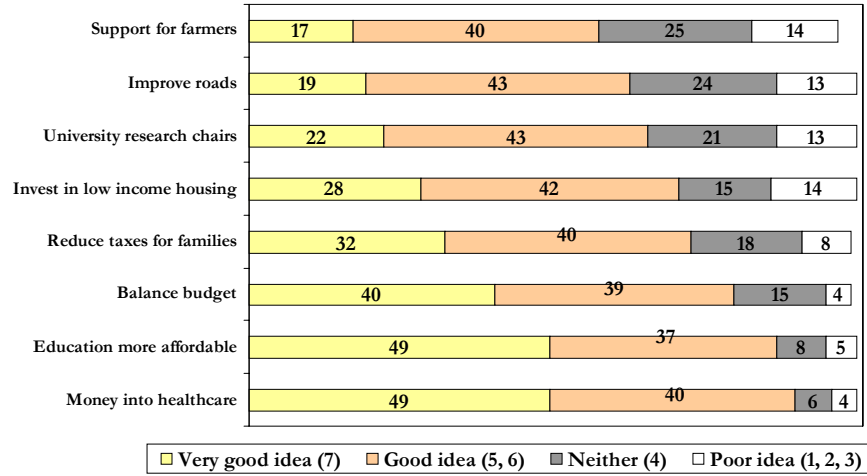
Figure 143: Priorities for Budget Expenditures: 1997



I'm going to give you a series of choices between ideas that different people suggest for the next federal budget. For each choice, tell me which option you like better (two random options presented to each respondent, percentages represent percentage of time option selected).

Earnscliffe, Department of Finance, 1995.

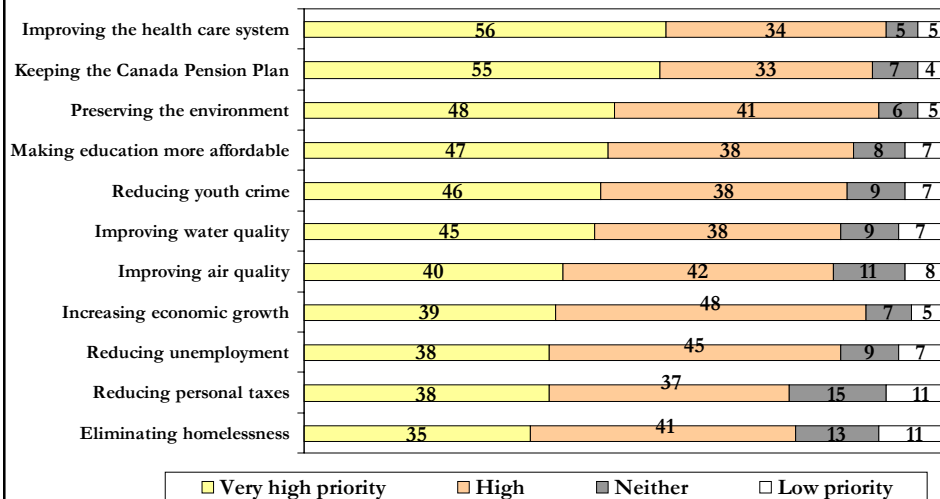
Figure 144: Priorities for Budget Expenditures: 2000



In the upcoming federal budget, if the federal government were to _____, would you think that was a very good idea or a very bad idea? Please use a 7-point scale where 7 means a very good idea, 1 means a very poor idea, and 4 means neither a good nor bad idea.

Earnscliffe, Department of Finance, 2000.

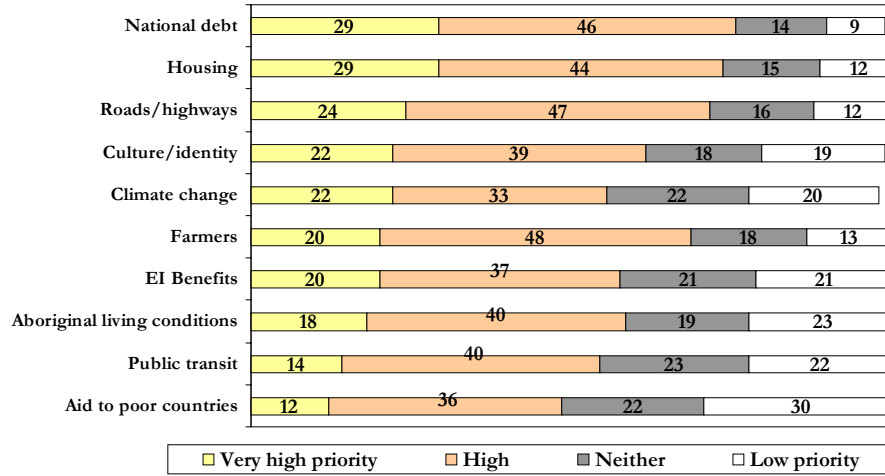
Figure 145: High Priorities for Federal Government: 2001



How much priority would you like the federal government to place on each of the following issues?

Earnscliffe, Department of Finance, November 2001.

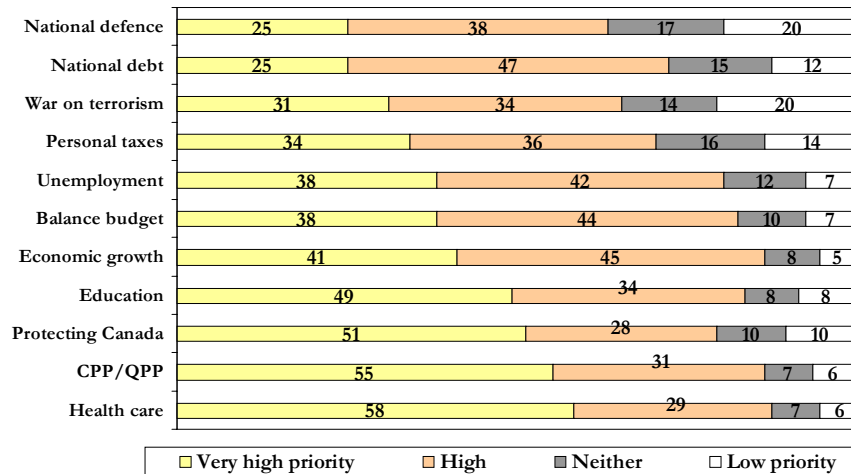
Figure 146: Low Priorities for Federal Government: 2001



How much priority would you like the federal government to place on each of the following issues?

Earncliffe, Department of Finance, November 2001.

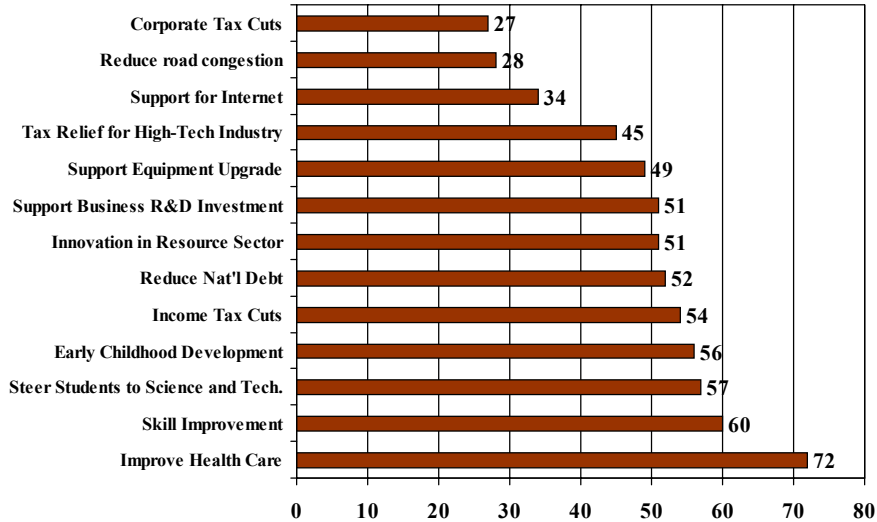
Figure 147: Priorities for Federal Government: 2002



How much priority would you like the federal government to place on the following?

Earncliffe, Department of Finance, 2002.

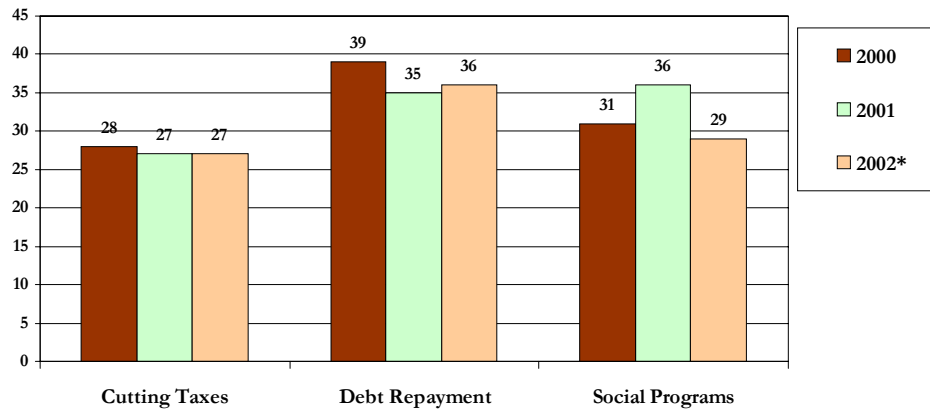
Figure 148: Support for Spending Alternatives



If you were Prime Minister for one day and you had to choose how to allocate \$1 billion to improve Canada's productivity, which of the following two would you choose in the best public interest?

Ekos, 2002.

Figure 149: Priorities for "the Surplus"

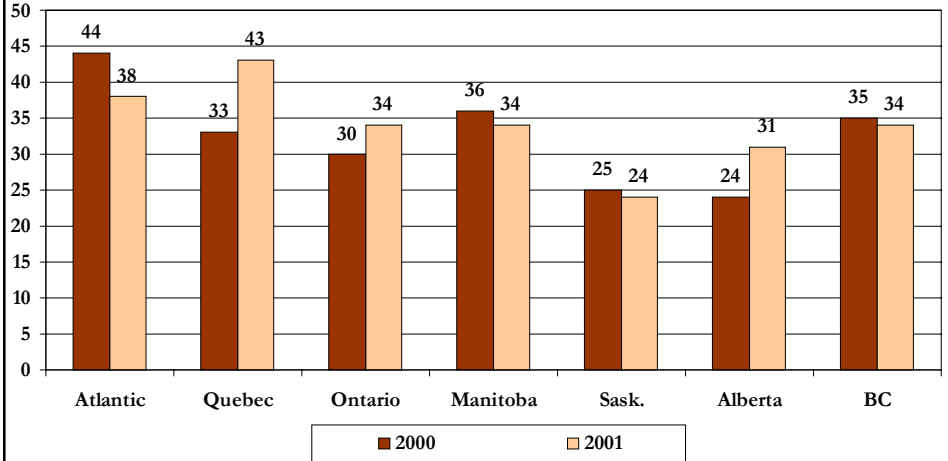


2000, 2001: If governments have budgetary surpluses, which of the following three things should be the HIGHEST priority: cutting taxes, paying down the debt or putting more money into social programs?

2002: In your opinion, how should government surpluses be used? Should the main priority be lowering taxes, reducing the debt, or improving social programs?

2000, 2001: CRIC; 2002: Léger & Léger

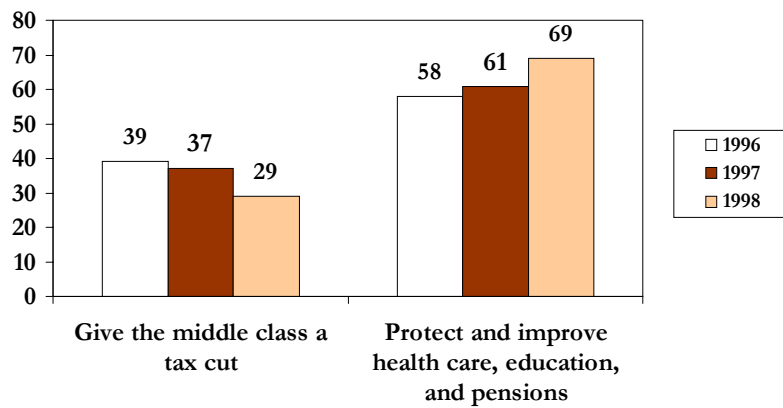
Figure 150:
“The Surplus”: Put Money into Social Programmes



If governments have budgetary surpluses, which of the following three things should be the highest priority: cutting taxes, paying down the debt or putting more money into social programs?

CRIC.

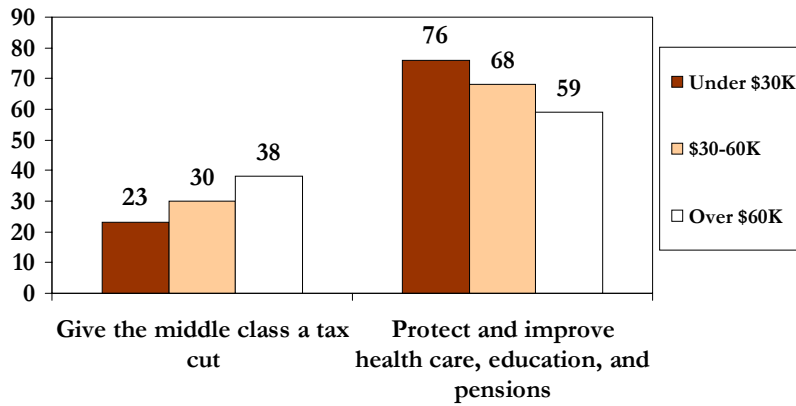
Figure 151: Tax cuts versus spending



Which is the best way to help the middle class? Is it to...

Earncliffe Research.

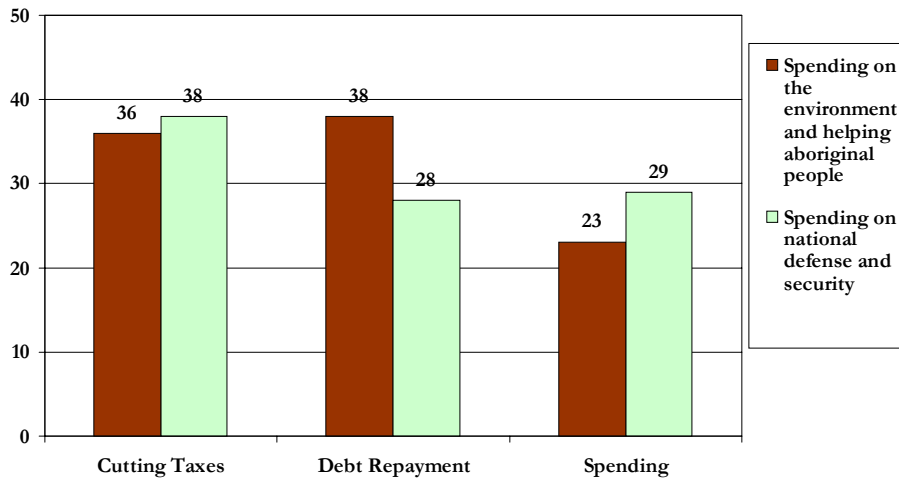
Figure 152: Class Differences on Support for Tax Cuts



Which is the best way to help the middle class? Is it to...

Earncliffe Research, 1998.

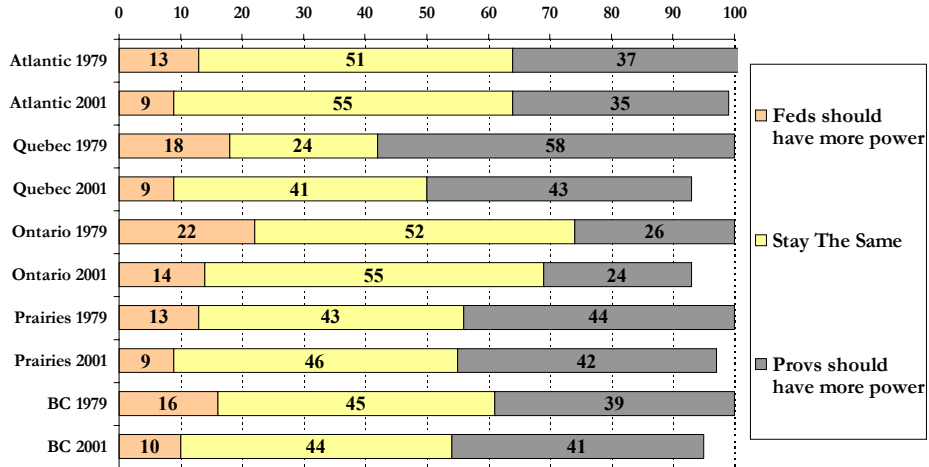
Figure 153: Priorities for “the Surplus”



Should the government allocate most of the surplus – if it has any – to reducing the debt, or spend on _____, or reduce taxes?

Earncliffe, November 2001.

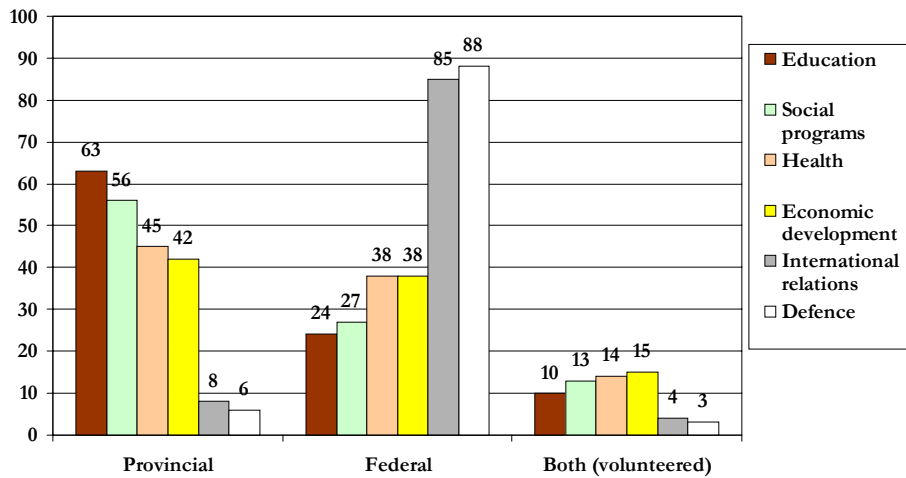
Figure 154: The Balance of Power



In the future should the provincial governments have more power, the federal government have more power, or should things stay as they are?

Institute for Social Research, Social Change in Canada Survey (1979); CRIC (2001).

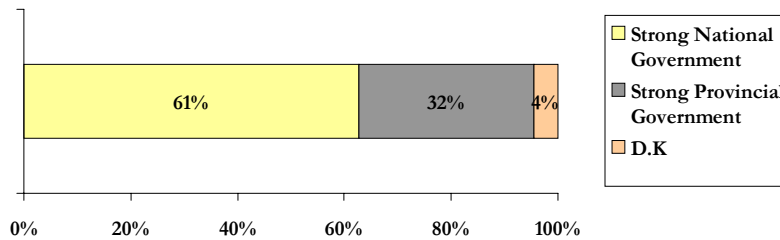
Figure 155: Division of Powers



In your opinion, which government should have the primary responsibility in the following areas?

Léger & Léger, 2002.

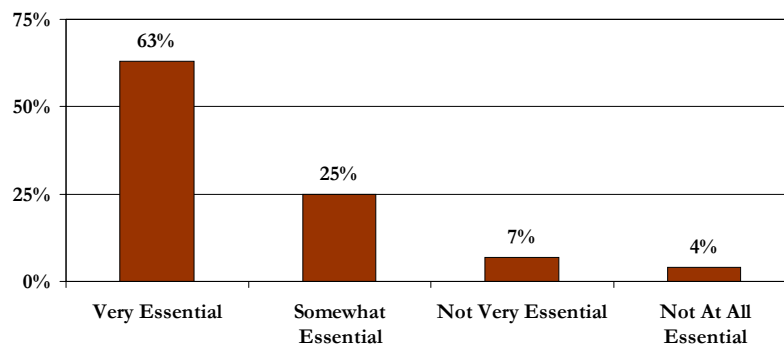
Figure 156: Preference for National or Provincial Government



Do you want Canada to have... a strong national government or strong provincial governments?

CRIC, 2001

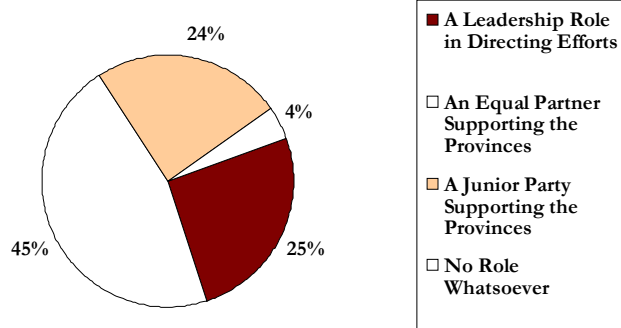
**Figure 157:
The Importance of National Standards on Health Care**



There's been some discussion recently about the issue of "national standards for health care" – that is, requiring all the provinces to provide the same basic accessibility and quality of health care. In your view, how essential is it to have national standards for health care across the country?

Ipsos-Reid, March 1996.

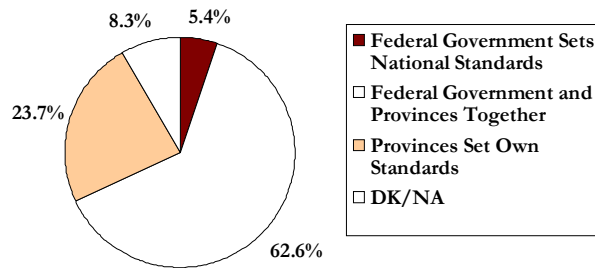
Figure 158: What Role Should the Federal Government Play?



“Overall thinking about the range of social and economic areas in Canadian life (e.g. health care, education, unemployment) which of the following is the most appropriate role for the federal government?”

EKOS Research, 1999

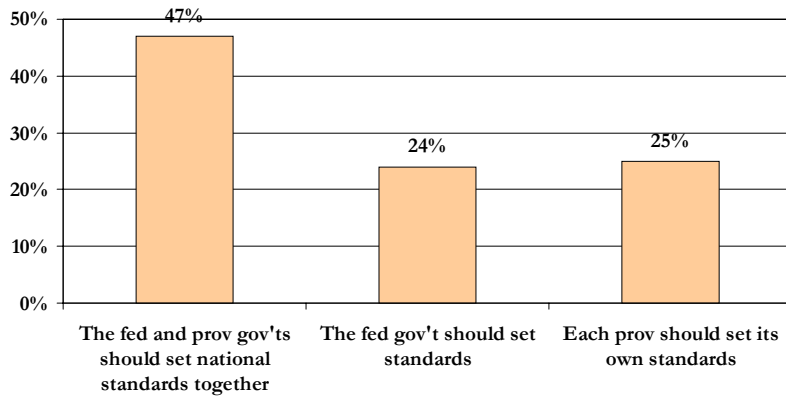
Figure 159: National Standards in Health Care?



As you may know, there are national standards in Canada for the delivery of health care, including such things as publicly funded coverage of all medically necessary procedures. Should the federal government set these national standards, should the federal and provincial governments set these standards together, or should each province set its own health care standards as it sees fit?

CRIC May 1999

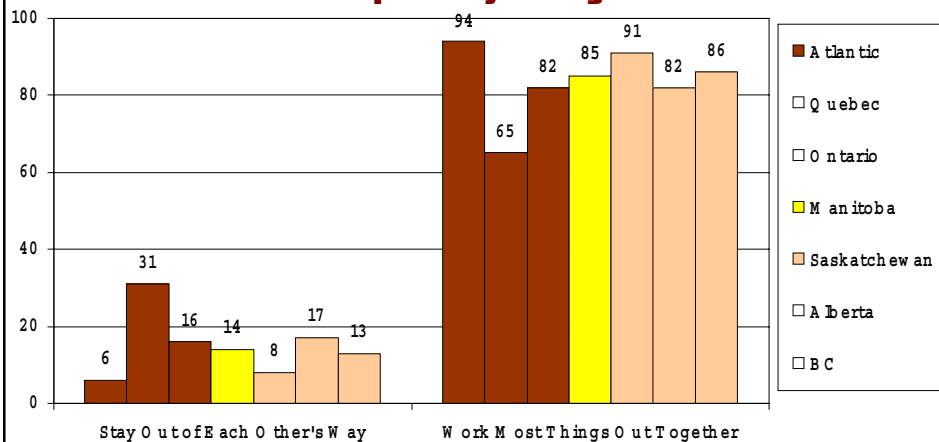
Figure 160: Who should set national standards?



In Canada, different provinces often have different standards for things like health care. Which of the three following statements most closely reflects your own view:

Cutler/Mendelsohn, Institute for Social Research, 2000.

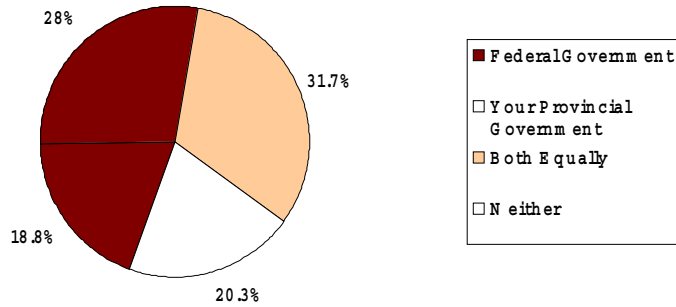
Figure 161: Division of Powers: Work Separately or Together?



Thinking about how governments make decisions, which of the following do you think would be best for Canada? Is it: (a) the federal government should have the final say on some things, the provincial governments on others, and they should both stay out of each other's way; or (b) both levels of government should work most things out together?

Cutler/Mendelsohn; CRIC, 2000.

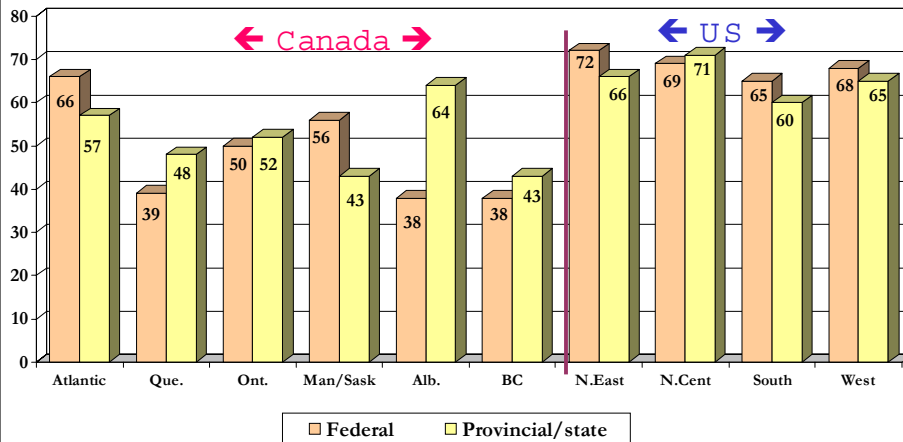
Figure 162: Which Government is Trusted to Protect Social Programmes?



Which government do you trust more to protect the programs you care about: is it the federal government, the government of your province, both equally, or neither?

CRIC Portraits of Canada Oct. 2000

Figure 163: Trust and Confidence in Government
 (% saying they have a great deal or a fair amount...)



Overall, how much trust and confidence do you have in the federal government / your provincial (state) government to do a good job in carrying out its responsibilities?

CRIC / Publius: The Journal of Federalism / University of Texas at Arlington Canada-US Federalism Survey 2002